



JOHNSON COUNTY
COMMUNITY COLLEGE

Emergency Response Plan

Desk Reference Guide



July 2024

KEEPING OUR PEOPLE SAFE

A Message from the President



At JCCC, the safety and security of our students, faculty, staff, and visitors is paramount. Emergencies can happen any time and anywhere, and this desk reference guide includes information to help you be prepared. While I hope we never have to use it, I'd ask that you please take a few moments to review the steps you should be prepared to take in various emergency situations.


As a member of the JCCC campus community, it is your duty to be alert to what is happening around you, to report any issues or emergencies that may arise, and, in the case of an emergency, to cooperate with any directions or directives issued

by JCCC emergency management personnel.

Please join me in efforts to "Keep Our People Safe" here at JCCC..

Dr. Judy Korb
Interim President

President's Message



Automated External Defibrillator (AED) Locations

AEDs are located in each building on campus and in police vehicles. To locate the nearest AED, check the listing online by visiting the JCCC Police Department webpage at jccc.edu/police or see the campus map at the end of this guide.

Look for:



First Aid Supplies

First aid supplies are strategically located in each building. To locate supplies, ask at any office in the building or check the listing online at the JCCC Police Department Web page jccc.edu/police. The JCCC Police Department, ext. 2500, will also have a listing of locations with first aid supplies. If an injury is severe, dial **ext. 4111 or 913-469-2500** immediately or 911 from an offsite facility. All injuries should be properly reported. (See Illnesses – Injuries – Accidents)

AEDs – First Aid



To report an emergency:

Call the JCCC Police Department at **ext. 4111** from any campus phone or dial **913-469-2500**, (direct line). Campus police dispatchers will promptly answer your call 24 hours a day, 7 days a week and will notify the appropriate personnel or authorities.

913-339-6699 TDD/TTY.

Off-campus sites should dial **911** directly and notify JCCC police when safe to do so.

Emergency phones are also strategically located throughout the campus buildings, common areas and parking lots.

When you call, give your name, telephone number and location, and the nature and location of the emergency.

Don't hang up until the person answering the call ends the conversation.

If you need police assistance and there is no emergency, call **ext. 2500**.

All **media inquiries** should be directed to the Vice President, Strategic Communications and Marketing at 913-469-7623.

turn page over >

Reporting an Emergency

Reporting an Emergency



Guardian App

jccc.edu/guardian

Be Safe, Be Ready!

Download the Guardian app on your mobile device. Quickly contact help in an emergency with easy-access dialing to JCCC Police Department and 911. Two-way communication via text messaging with the JCCC Police Department is also readily available.

A campus safety tool right at your fingertips.



KOPS WATCH Reporting – (Keeping Our People Safe)

JCCC has established a confidential reporting site for students, staff, faculty and visitors to report strange, unusual, or violent behavior on any College-owned or College-operated facility or at any College-sponsored event or activity, either on or off campus. This includes service-learning trips, internship experiences or any off-campus JCCC-sponsored gathering of students.

A website has been developed at **jccc.edu/KOPS-WATCH** or dial **1-888-258-3230** to report information in the following categories:

- Welfare alert (concern for person)
- Violent behavior
- Substance abuse or use
- Unusual or erratic behavior
- Criminal activity on or near the JCCC campus

Do Not Use for Emergency Reporting

Do not use this site to report events presenting an immediate threat to life or property. Such reports submitted through this service may not receive an immediate response. If you require emergency assistance, contact the JCCC Police Department at **ext. 4111 or 913-469-2500** immediately. If you are off campus, contact 911.

turn page over >

KOPS Watch – Reporting

KOPS Watch – Reporting

(BIT) Behavior Intervention Team

“If you see something, say something.” The Behavior Intervention Team (BIT) provides a centralized team of individuals to assess any danger or harm that may result from the actions of an identified person or persons. The team receives training in threat assessment and RISK evaluation processes.

Earthquake

For every earthquake where things are moving or falling, **DROP**, **COVER** and **HOLD ON!** Get to the ground under something and cover your head in particular.



- Minor earthquakes should not prompt you to evacuate. Unless there is another reason to leave the building, you are safer inside than outside after an earthquake.
- However, if you are ordered or required to evacuate, follow instructions from JCCC Police or emergency authorities.
- If you are unsure and you believe that evacuation is necessary for your safety, wait for the shaking to stop, then carefully leave the building and move at least 50 feet away to an open area.
- Never run while the building is shaking – that’s how people get seriously injured.

turn page over >

Earthquake | Elevator Malfunction

Earthquake | Elevator Malfunction (continued)

Elevator Malfunction

1. If you **become trapped in an elevator**, use the emergency phone within the elevator.

Remain calm.

Activate the elevator emergency phone, which notifies the JCCC Police Department OR call 913-469-2500 from a cell phone.

Assist in keeping occupants calm and wait for help to arrive.

Do not try to force open an elevator door.

Do not crawl out of an elevator without assistance from authorized personnel.

2. If you are **not inside the elevator** but hear a problem or a person in need of help, please take the following actions:

Call **ext. 4111** from a campus phone or call **913-469-2500** from a cell phone to notify the JCCC Police Department.

Give the police dispatcher the following information:

- Name of building, your name and cell phone number (if applicable).
- Location within the building of malfunctioning elevator if known.
- Where the elevator is stopped, if known.
- Whether a medical emergency exists.

Before you hang up, make sure the dispatcher has all the information he/she needs.

Try to keep the occupants calm and wait for help to arrive.

Illnesses – Injuries – Accidents

Whenever a person is injured or becomes ill, promptly ensure the individual receives the appropriate medical attention.

1. If the injury/illness is serious or life-threatening, immediately report to the JCCC Police Department at **ext. 4111** or **913-469-2500**. If you are at an **off-campus** location, dial **911**.
2. Do not move the person unless it is necessary for safety reasons.
3. Protect the person from unnecessary manipulation and disturbance.
4. To the extent that you are trained, begin CPR and other first aid measures as appropriate. Retrieve an Automated External Defibrillator (**AED**) available in all JCCC buildings.(see building maps)
5. Stay with the person until advanced medical assistance arrives.
6. If the injury/illness is not serious or life-threatening, ask the person what assistance is needed.

Also contact the JCCC Police Department at **ext. 4111** or **913-469-2500** to assist to the extent requested by the affected individual.

What to Do If You're Injured at Work

1. Ask: Is the injury serious or life-threatening?
2. REPORT the incident to [ClinicalCare24](#).
3. SEEK MEDICAL TREATMENT if necessary and authorized.
4. FOLLOW UP

Remember: Report any on-the-job injury ASAP to be considered for worker's comp benefits.

turn page over >

Illnesses – Injuries – Accidents

Illnesses – Injuries – Accidents (continued)

Employees who suffer an on-the-job injury should remember the following:

- If an injury involves a threat to life or limb, contact the JCCC Police **(913-469-2500)** to coordinate emergency medical treatment.
- Regardless of severity, promptly report all on-the-job injuries to ClinicalCare24 at **855-513-3003**.

Power Outage – Electricity

Report to JCCC Police at **ext. 4111** or **913-469-2500**.

Remain calm. Stay where you are unless you are in an unlit area. If you are in an unlit area, proceed cautiously to an area that has emergency lighting or is lit from daytime window lighting. Provide assistance to others in your immediate area who may be unfamiliar with the space. It is recommended to use a cell phone flashlight feature as an aid during the outage.

Many electrical power interruptions are brief. Unless there is some other danger, it is not necessary to evacuate or dismiss students or employees unless instructed to do so. In most cases, power will be restored or classes will soon be relocated to another area with power, or possibly dismissed if the outage continues.

Water Service Interruptions/Other

Report all situations to JCCC Police Department at **ext. 4111** or **913-469-2500** who will then coordinate with Campus Services

Water may enter a building from any of the following sources:

- Breaks or leaks in a water line
- Rain water/flooding
- Sewer leaks/backups
- Condensation from uninsulated piping

turn page over >

Utility Emergencies

Utility Emergencies (continued)

Natural Gas

Most JCCC main campus space heating and water heating is electric. Only the following areas have natural gas:

CLB Science labs; WHCA kitchens; RC science labs; SCI science labs, FADS, CTEC, WCMT, and West Park have natural gas heating.

GAS ODORS

- Report to JCCC Police at **ext. 4111** or **913-469-2500** to coordinate investigation with Campus Services and other authorities if needed.
- If there are concerns of if evacuation is deemed necessary, direct all occupants to leave the building and proceed to the designated outdoor KOPS-Zone (emergency assembly area).
- While exiting the building, do not use fire alarm pull stations, refrain from telephone use, hand-held radios, or electrical switches.
- Report any medical concerns to JCCC Police.
- Remain in assembly area until released by JCCC Police.



Fire – Smoke – Explosions

- Learn and know the emergency exits for your building(s). If you discover fire and/or smoke, pull the nearest fire alarm and promptly exit the building.
- Immediately notify JCCC Police at **ext. 4111** or **913-469-2500**. If you are at an off-campus location, dial **911**.
- If you hear or see an explosion, exit the area as safely as possible.

Building Evacuations

A. Whenever the fire alarms and/or sprinkler systems are activated, please follow these directions:

- All occupants of the building must promptly and calmly evacuate using the nearest exit and report to the **designated Emergency Assembly Area. See map for designated areas.**
- Do not use elevators!
- Only if time permits take personal items (coats, purses, keys, etc.) with you, as you may not be allowed to return to the building.
- Be aware of others in your area (or those you are responsible for) and inform them to evacuate as well. Assist persons with disabilities.
- Follow directions given by Building Emergency personnel. **(BELS)**
- In the event that you encounter smoke and/or fire while evacuating, exercise caution and logic to help ensure your safety and the safety of others. Remember, “Stay Low and Go!”
- Once gathered at the **emergency assembly area**, take a head count to ensure that all individuals are safely out of the building. Report any persons remaining in the building or missing.

B. Representatives from JCCC Police Department will respond to the

turn page over >

Fire – Smoke – Explosions

Fire – Smoke – Explosions (continued)

affected building to determine the location of the smoke/fire/explosion.

- The Fire Department is contacted for all fire alarms.
- If no source of smoke/fire is located, the occupants will be given an “all clear” to return to the building by JCCC Police or the Overland Park Fire Department.

Remember:

- Persons needing evacuation assistance should establish procedures in advance with their instructor or supervisor. Students should contact Access Services (ext. 3521) and employees should contact Human Resources (ext. 3877). The Office of Emergency Management (ext. 7622) is available for consultation on these procedures.
- Do not return to the building until JCCC Police or the Fire Department informs you that it is safe to do so.
- Do not use the elevator to evacuate the building during a fire. Use the nearest stairwell to exit.
- Evacuate the building anytime the fire alarm and/or sprinkler system is activated. Do not wait.
- Once an evacuation has started, do not stop the process until it is complete.

Assisting the Disabled

- Be aware of disabled employees/students in your area.
- Evacuation plans should be made in advance by contacting Access Services or HR.
- The fire department recommends moving a disabled person to another connected building or inside an enclosed stairwell or safe area of the building until help arrives – *lateral evacuation to another building if possible*.
- Communication is key! Report all persons with “evacuation” plans or alternate emergency locations to your Building Emergency Leader or JCCC Police Department personnel and make their whereabouts known.
- Do not attempt to move a disabled person down a flight of stairs and risk injuring that person and yourself. Let the professionals take charge.



Tornado Watch and Warning

In the event that a **Tornado Watch** or other severe weather is issued for our area, the following will take place:

- A JCCC Alert text message and email will be sent to JCCC faculty, students and staff informing them of severe weather.
- Building Emergency Leaders (BELs) will be notified.
- Continue with your daily routine; however, remain alert to the possibility

of severe weather and be prepared to act accordingly.

If a **Tornado Warning** is issued for our area, the following will occur:

- External warning sirens will be activated outdoors along with an internal public address system announcement alerting of the need to take immediate shelter, text and email message.
- Other College emergency notification systems will also be activated.
- Stay away from windows and exterior doors.
- Notice will be issued to BELs and floor monitors to assist with sheltering.
- Promptly move to a designated **storm security area**. If you do not know where a designated storm security area is, refer to **jccc.edu/police** or reference emergency floor plan posters located throughout each building and classroom.
- Remain in a designated storm security area until a warning expiration message is issued via the public address system, text and email message.

Note: If the facility is damaged, evacuate the area after the storm passes (following direction of building emergency personnel) and stay clear of the damaged area. Be aware of fallen debris, downed power lines and gas leaks. Report any injuries by calling **ext. 4111** or **913-469-2500**.

turn page over >

Weather Emergencies

Weather Emergencies (continued)

Winter Weather Closings

You can find out if the College is closed because of the weather in one of these ways:

The announcement will be posted on the home page of the College's website, **jccc.edu**.

Students, faculty and staff are automatically signed up for RAVE which sends text and email notifications automatically in the event of an emergency or weather closing. Learn more at **jccc.edu/Alert**.

The announcement will be posted on the College's social media pages:
X @ **JCCctweet**

Facebook **/JohnsonCountyCommunityCollege**

Call the main College number (913-469-8500) to hear a recorded message.

These TV stations have made arrangements to receive and announce closing notices: KMBC-TV 9, KSHB-TV 41, KCTV-TV 5 and WDAF-TV 4.

Note that it can take a while for an announcement to appear on television, so you are encouraged to use one of the other methods as your primary source of information.

Students please check with your instructors for details and the possibility of remote class during a weather-related closure.

Environmental Emergencies

In the event of a **chemical spill** or **unusual odor** and for assistance with the proper disposal of **hazardous waste**:

- Promptly contact the JCCC Police Department at **ext. 4111** or **913-469-2500**. They will contact the Custodial Support Services Manager, and HazMat Control (ext. 2301), who will coordinate response, clean-up and disposal efforts. The secondary contact is the Executive Director Support & Space Management (ext.7651). If an emergency exists, the Fire Department may also be contacted.
- Be sure to secure the area to ensure that no one is exposed to the chemicals or hazardous waste.
- Safety Data sheet information is available at jccc.online-msds.com. (Search for Key Words of product name).

Suspicious Mail or Packages

It is important that every employee handling or receiving mail can identify a suspicious letter or parcel. Although occurrences are extremely rare, it is essential to know what to do when suspicious mail is received. Remain alert for signs of potentially dangerous mail and packages.

If you receive suspicious mail or package:

- Stop. Do not handle.
- Isolate it immediately. Secure the area.
- Contact **ext. 4111** or **913-469-2500** on campus or **911** at an off-campus site.
- Alert others nearby to relocate to an area away from the site of the suspicious item. Keep a list of all persons in the potential hazard area.
- Do not open, smell or taste the item.

If you suspect the mail or package contains a bomb (explosive) or radiological, biological, or chemical threat:

- Isolate the area immediately.

turn page over >

Environmental Emergencies

Environmental Emergencies (continued)

- Contact **ext. 4111** or **913-469-2500** on campus or **911** at an off-campus site.
- Wash your hands with soap and water.
- Alert others nearby to relocate to an area away from the site of the suspicious item.

How to recognize suspicious packages and mail:

- Excessive postage, no postage, or misspelled common words
- No return address or strange return address
- Unusual addressing, such as not being addressed to a specific person or the use of incorrect titles or titles with no name
- Restrictive markings, such as “personal,” “confidential” or “do not X-ray”
- Powdery substances felt through or appearing on the item
- Oily stains or discolorations on the exterior
- Strange odors
- Excessive packaging materials, like tape or string
- Lopsided or bulky shape of envelopes or boxes
- Ticking sounds, protruding wires or exposed aluminum foil

Office of Emergency Management

The Office of Emergency Management is responsible for the planning and coordination of various types of emergency situations at JCCC. An “all hazards” approach, which includes prevention, protection, mitigation, response and recovery, is used. Please contact the Director of Emergency Management at 913-469-8500, ext. 7622, or email emergencymanagement@jccc.edu if you have questions or concerns related to emergencies and incident coordination.

JCCC Police Department

The JCCC Police Department, located in the Midwest Trust Center, MTC 115, provides service 24 hours a day. It is an integral part of the College’s dedication to developing and maintaining a safe and secure campus through the cooperative efforts of many College departments. The department consists of police officers, public safety officers, police dispatchers, Emergency Management, Crime Prevention and administration. Officers patrol the campus and offer a variety of safety and security services 7 days a week. They also function as first responders for fire, medical and campus emergencies, as they are trained in first aid, CPR and AED response.

Building Emergency Leader Program (BEL)

Under the College Emergency Response Plan each building has a designated Building Emergency Leader (BEL) and team dedicated to emergency response. The BELs and floor monitors play a critical role in the overall safety of the building occupants and in communications to all staff and students during an emergency.

The role of a Building Emergency Leader is to:

- Oversee the building emergency plan for their building/monitor potential threats
- Coordinate building emergency team/floor monitor support positions
- Provide instruction and training
- Serve as a communication liaison to the Director of Emergency Management/Campus Police
- Maintain employee floor listings/conduct semester meetings

turn page over >

Emergency Personnel

Emergency Personnel (continued)

- BELs and their team members are identified by orange and yellow vests and their orange/black grab-n-go bags. Orange = leader positions
Yellow = floor monitors.
- Designated BELS have a college radio and utilize the BEL channel 4 for emergency communications.

CHANNEL	AREA
1	Maintenance, Grounds
2	Audio/Visual, Food Service
3	Custodial
4	BEL

Bomb Threats

All threats to the campus community are to be taken seriously. If you receive a telephone call informing you that a bomb has been placed on campus, do the following:

Remain calm and refer to the following checklist to record information the caller provides to help determine the seriousness of the threat and possibly identify the caller.

Keep the caller on the line as long as possible to attempt to gather as much information as possible.

Immediately contact the JCCC Police Department at **ext. 4111** or **913-469-2500** for further assistance.

If the bomb threat was left on your voicemail, do not erase it.

Remember, the decision of whether or not to evacuate a work area or building will be determined by the JCCC Police Department and the administration after a thorough evaluation of the information available. This decision will be communicated quickly to personnel.

If evacuation is called for, do not use cell phones or radios within 300 feet of the area.

Check for but do not disturb unusual objects as you leave a classroom or an office. Report any unusual objects to the JCCC Police Department.

For Bomb Threat checklist – turn page over >

Bomb Threats

Bomb Threats (continued)

Bomb Threat Checklist

Safety procedures for handling bomb threats, explosive devices and incendiary materials.

Date: _____ Time: _____

Call taken by: _____

Exact wording of the threat:

Phone number (if identified by caller ID).

Questions you should ask the caller:

Where is the bomb located? _____

What time will the bomb explode? _____

What does the bomb look like? _____

What kind of bomb is it? _____

What will cause the bomb to explode? _____

Did you place the bomb? _____

Why? _____

What is your name? _____

What is your address? _____

Facts about the caller: Male/Female: _____ Age: _____

Unique voice characteristics (accent, ethnicity, etc.): _____

Describe the caller's voice: (calm, angry, excited, slow, rapid, soft, loud, laughing, crying, slurred, nasal, stuttering, lisping, raspy, deep, ragged, disguised, accent, etc.) _____

Telephone background noises: (street noises, other voices, music, motor, factory/machinery, etc.) _____

Caller's language: (well-spoken/educated, foul, irrational, incoherent, taped, message read from a script, etc.) _____

Caller reported threat to: _____

Make safety your first priority when it comes to campus safety. Our three main goals are:

1. Safety of the campus community
2. Safety of police personnel
3. Protection of property

Dial ext. **4111** or **913-469-2500** for campus emergencies.

Dial **911** for off-campus locations.



College Emergency Notification System

Johnson County Community College places the security and safety of its students, employees and visitors as its highest priority. To keep you informed in emergency situations, the College has developed a comprehensive emergency communication system. The purpose of the system is to keep students, faculty and staff informed about critical campus safety issues. A strategic protocol is defined for system use based on the type of emergency.

The emergency notification system includes the following methods of communication:

JCCC Alert – JCCC’s emergency notification system allows the College to communicate via **text** and **email** emergency information quickly to students, faculty, staff and other pre-designated individuals. All students and employees are automatically enrolled in this system.

Public Address (PA) System – Emergency alerts will be sounded through an audible system located in the hallways of all on campus buildings advising of the situation and how to respond. Building and floor messaging can be isolated for specific incidents.

Digital Signage (EAS – Emergency Alert System) – An emergency alert message will appear on all large monitors in the hallways across campus advising of the emergency situation and how to respond.

Social Media – The College will use Facebook and X to inform followers of the emergency.

turn page over >

College Emergency Notification System

College Emergency Notification System (continued)

Alertus-Desktop Alert – An emergency alert message will appear on all college network computers in labs, classrooms and work areas advising of the emergency and how to respond.

College Classroom and Office Phone Alerts – An emergency alert message will be announced and displayed on classroom and office phones.

JCCC Home Page (jccc.edu) – A link to emergency information will appear on the front page of JCCC's website. In a qualifying emergency, JCCC's main home page will be replaced with an emergency page devoted to information about the emergency.

College Main Phone Number Greeting (913-469-8500) – When a decision to close the College is made, the College's main phone message is changed to reflect the closing. The main phone greeting can also be updated to provide information about the emergency.

Local Media Outlets – The College may use local media to inform the community of an emergency situation as needed.

For more information, contact the Emergency Management Director at 913-469-8500, ext. 7622, or emergency.management@jccc.edu.

ALICE Training®

Critical Incident Response

Alert is when you first become aware of a threat. Receive specific, real-time information. Call Campus Police at 913-469-2500 or 911 to report when safe to do so.

Lockdown if you can't evacuate safely. Barricade entry points and lock doors. Get low to the floor, spread out, turn off lights, silence cell phones and stay out of view.

Inform is to continue to communicate information in real time. Plain language is best, never use code words.

Counter as a last resort by using distraction and control techniques that create noise, movement and distance with the intent of overwhelming the intruder thus decreasing their ability to cause harm.

Evacuate Get out if a safe path is available. Put distance between you and intruder. Do not go to your car. Evacuate campus on foot. Stay alert to JCCC information.

- Have good situational awareness, be familiar with your surroundings and know your escape routes.
- When faced with a violent critical incident, increase your chances of survival by remembering your ALICE options.
- ALICE is not designed to be sequential. Use the best option for your personal safety.
- Remember, there are no guarantees in a violent critical incident, but just as in most emergency situations, the more you know, the better your chances of survival.
- Never give up!

DO NOT BE AN EASY TARGET!

Armed Intruder | Campus/Workplace Violence

Armed Intruder | Campus/Workplace Violence

Robbery

Your personal safety is of primary importance. Nothing you have or the College has is worth your life or the life of others. If you are robbed:

- Try to remain calm.
- Hand over money or possessions when asked.
- Comply with any reasonable demands the robbers make.
- Don't argue.
- Don't fight.
- Look at the robber and note tattoos, scars, prominent features, clothing and weapons so you can describe them to the police.
- Watch what the robber touches. The police may be able to get fingerprints.
- Tell the robber if you need to reach or move in any way so they are not startled.
- If possible, see which way the robber leaves and whether or not he/she is in a vehicle or on foot.
- Don't follow or chase the robber.

As soon as you can do so safely, call the JCCC Police Department at **ext. 4111** or **913-469-2500**. If you are at an off-campus location dial **911**.

Remember, your personal safety is of primary importance. Do not do anything that might jeopardize your safety or increase the risk or level of injury to yourself or others.

If you observe a violent act:

DO NOT physically intercede or try to restrain the aggressor(s). Be a good witness.

Call the JCCC Police Department at **ext. 4111** or **913-469-2500** immediately. If you are at an off-campus location call **911**.

Be prepared to stay on the telephone with the dispatcher to provide pertinent information.

Note any suspect information like clothing, mannerisms, vehicle information and direction of travel when person leaves.

Infectious Diseases

Administrative Procedure

(Reference Infectious Disease Policy 611.00)

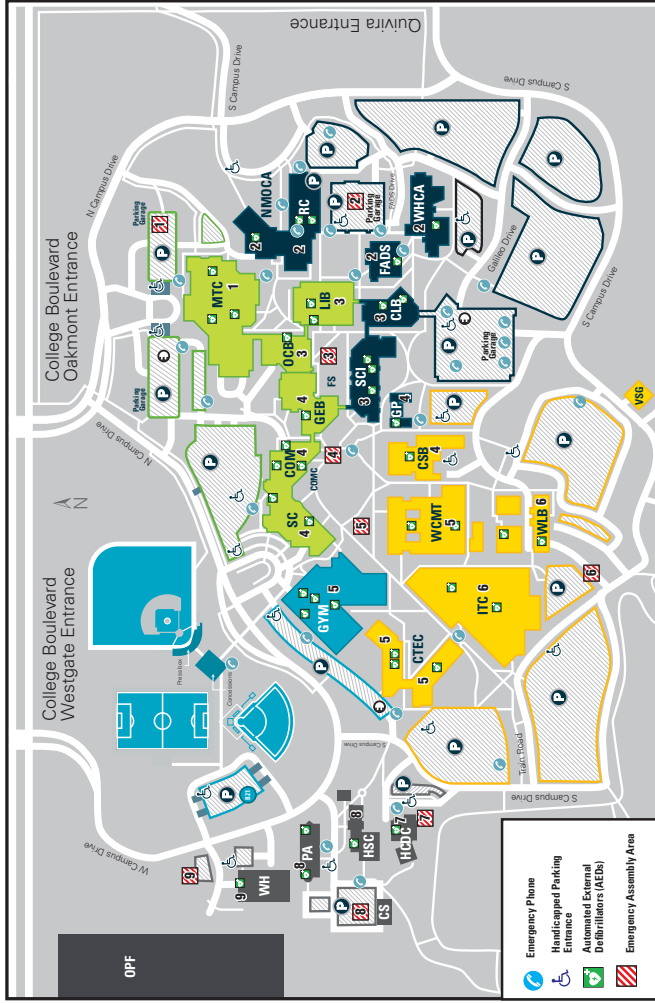
This administrative procedure is for employees and/or students who acquire a communicable disease or a life-threatening illness, which may affect their health, safety, welfare, and that of others with whom they have contact.

Reporting Suspected Communicable Diseases

Employees and students should report suspected cases of communicable disease to the following College personnel. If the first individual is not available, please contact the next individual in the order listed.

- 1.** Office of Emergency Management - emergencymanagement@jccc.edu
- 2.** Director of Emergency Management - Alisa Pacer, apacer@jccc.edu, ext. 7622
- 3.** Emergency Management Coordinator- Dixie Johnson, djohn272@jccc.edu, ext. 3708

JCCC Building Emergency Assembly Areas



In case of an emergency, go to your building's Emergency Assembly Area

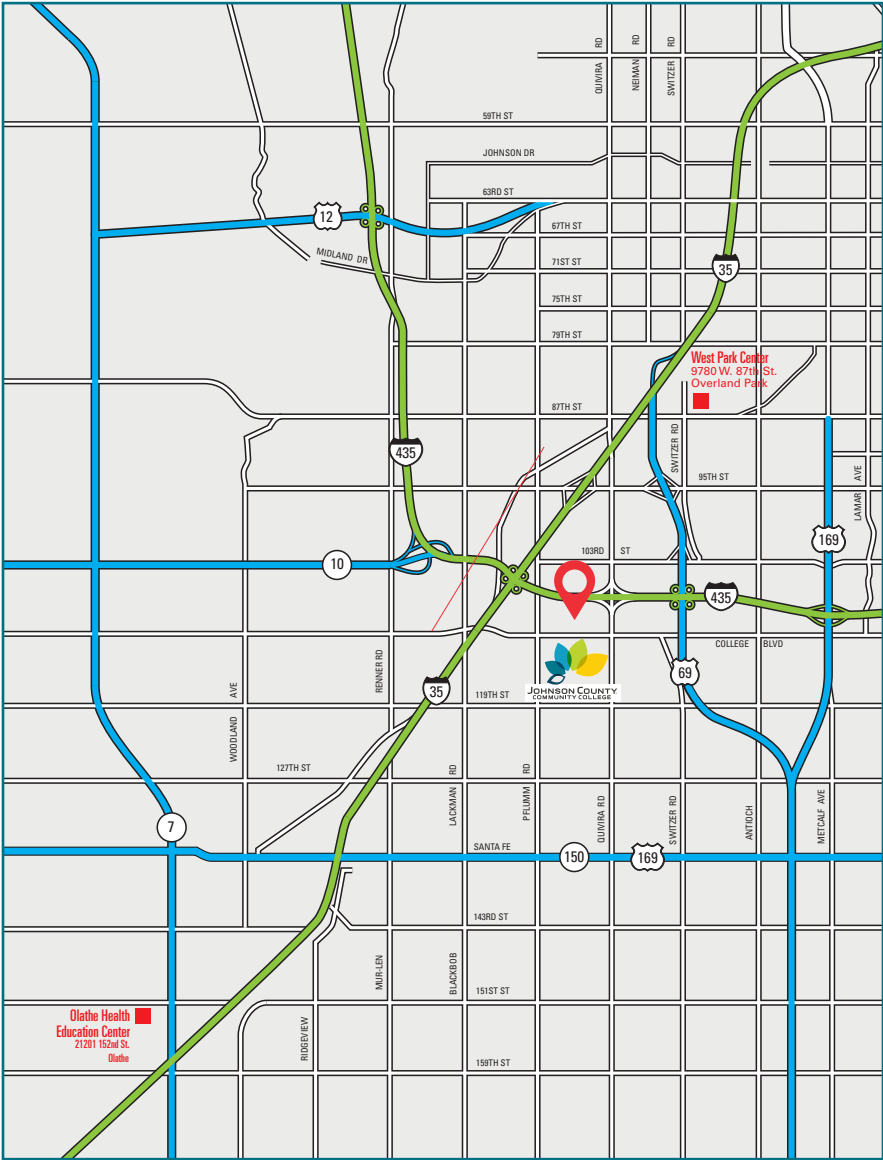
- 1** Midwest Trust Center (MTC), East upper deck parking level
- 2** Nerman Museum (NMOCA), Regnier Center (RC), Wyile Hospitality and Culinary Academy (WHCA), Fine Arts & Design Studios (FADS) RC Parking garage, upper level, south end
- 3** Classroom Lab Bldg. (CLB), Library Bldg. (LIB), Office Classroom Bldg. (OCB), Science Bldg. (SCI) Inner Library courtyard area with rabbit/bell sculpture
- 4** Commons Bldg. (COM), Campus Service Bldg. (CSB), General Education Bldg. (GEB), Galileo's Pavilion (GP), Student Center Bldg. (SC) Inner campus courtyard area by park benches and emergency phone, base of hill
- 5** Career and Technical Education Center (CTEC), Welding, Construction, Machining Technology Bldg. (WCMT), Gymnasium Bldg. (GYM) Southeast grass area from GYM, base of hill across sidewalk
- 6** Industrial Training Center (ITC), Welding Lab Bldg. (WLB), Grass island south of ITC and WLB Bldg. by caboose
- 7** Hiersteiner Child Development Center (HCDC) Grass area southeast of HCDC Bldg. & playground
- 8** Horticultural Science Center (HSC), Police Academy (PA), Southwest PA parking lot
- 9** Warehouse (WH), North end of WH parking lot



Off-Campus Locations

- WPK** West Park Center – 9780 West 87th St., Overland Park
- OHEC** Olathe Health Education Center – 21201 West 152nd St., Olathe
- LPC** Dwayne Peaslee Technical Training Center – 2920 Haskell Ave., Lawrence
- CG** Center of Grace – 520 South Harrison, Olathe
- GAR** Gardner Library – 137 E. Shawnee, Gardner

Kansas City Metro Area Locations



Important JCCC Phone Numbers:

JCCC Police	
■ Campus emergencies	ext. 4111 or 913-339-6699 (TDD/TTY)
■ Campus emergencies (direct line)	913-469-2500 or 4111
■ Emergencies off campus	911
■ Campus non-emergencies	ext. 4112
■ Escort to/from parking lot	ext. 4112
■ KOPS-Watch	www.jccc.edu /KOPS-WATCH 1-888-258-3230
JCCC Main Number	913-469-8500
Emergency Management	ext. 7622 or ext. 3708
Access Services	ext. 3521
Counseling and Advising Services	ext. 3809
Hazardous Materials	ext. 7602
Campus Services (maintenance, housekeeping, grounds)	ext. 3710
Technical Support Center – Information Services	ext. 4357
Workers' Compensation/ClinicalCare24	855-513-3003
Employee Assistance Program	800-624-5544

Important community/
metropolitan phone numbers:

Johnson County Department of Health and Environment	913-894-2525
Johnson County Mental Health Center	913-831-2550
Johnson County Sheriff's Department (non-emergency dispatch)	913-782-0720
Overland Park Police Department (non-emergency/communications)	913-895-6300
Overland Park Fire Department (non-emergency services)	913-888-6066
Olathe Police Department (non-emergency services)	913-782-0720
Olathe Fire Department (non-emergency services)	913-971-7900
Kansas Coalition Against Sexual and Domestic Violence (24-hour hotline)	888-363-2287
Alcoholics Anonymous (24-hour hotline)	816-471-7229
Narcotics Anonymous (24-hour hotline)	816-531-2250
Metropolitan Organization to Counter Sexual Assault (24-hour crisis line)	Kansas: 913-642-0233 Missouri: 816-531-0233
Road Conditions for Kansas	1-866-511-5368
Road Conditions for Missouri	1-888-275-6636
National Child Abuse Hotline	1-800-4-A-CHILD or 4-2-244-53
National Runaway Hotline	1-800-786-2929
National Suicide Prevention Hotline	1-800-276-8255
Safefhome	
Domestic Violence Hotline	913-262-2868
RAINN National Sexual Abuse Hotline	1-800-656-HOPE (4673)



Courtesy of the Office of
Emergency Management
emergencymanagement@jccc.edu
jccc.edu/police

JCCC is an equal opportunity/equal access/affirmative action institution. For disability accommodation, please contact:
Students and Visitors: Access Services | 913-469-3521 | accessservices@jccc.edu
Employees: HR Generalist | 913-469-3877 | jcccjobs@jccc.edu