



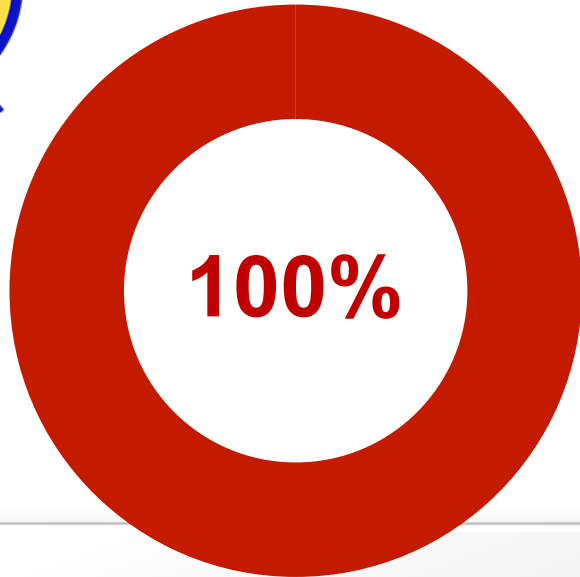
Emergency Medical Science (2020)

Johnson County Community College – Paramedic Graduates

1st Attempt Pass Rate Comparison

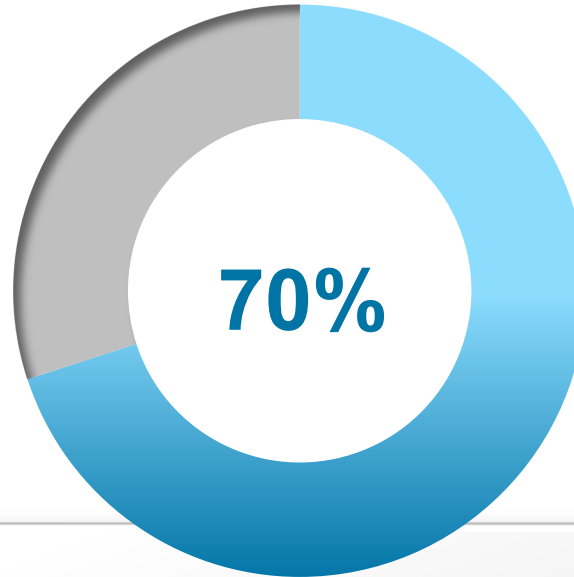


JCCC Paramedic



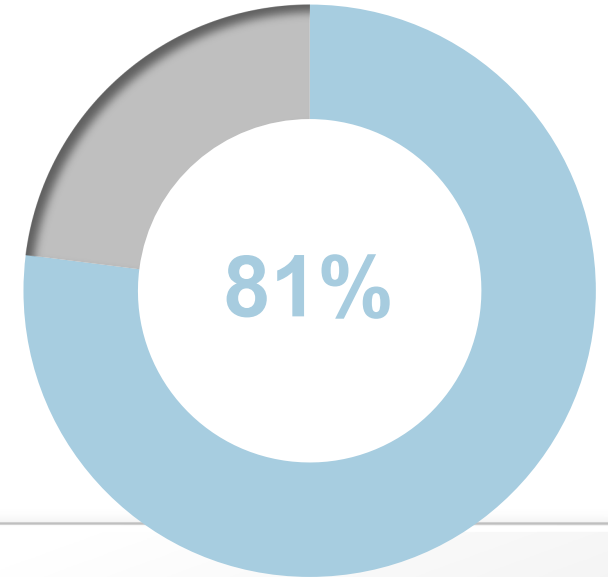
JCCC 1st Attempt Pass
NREMT Paramedic
Cognitive Exam

National Paramedic



1st Attempt Pass
NREMT Paramedic
Cognitive Exam All
Programs

Kansas Paramedic



Kansas 1st Attempt Pass
NREMT Paramedic
Cognitive Exam



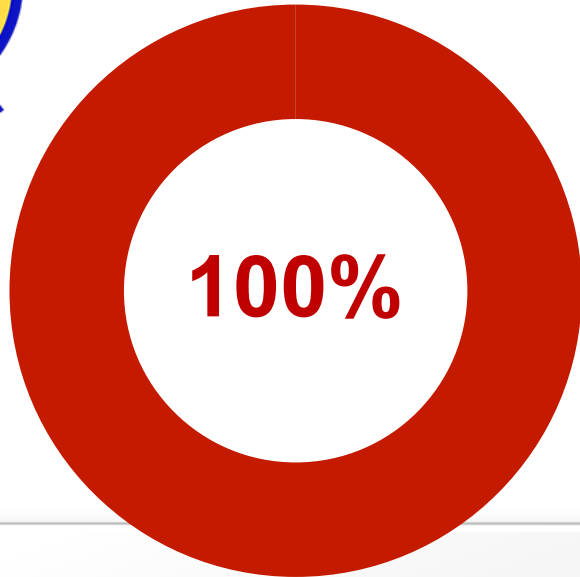
Emergency Medical Science (2020)

Johnson County Community College – Paramedic Graduates

Cumulative 3rd Attempt Pass Rate Comparison

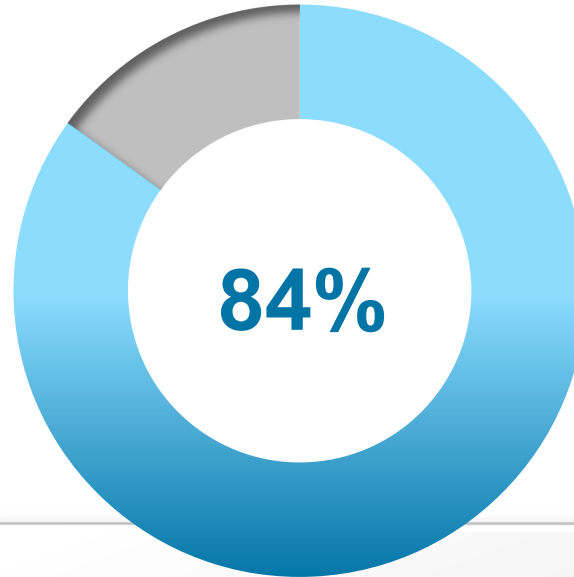


JCCC Paramedic



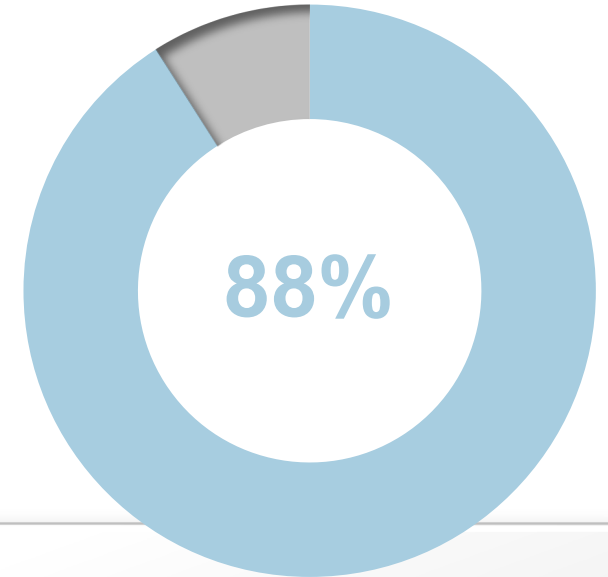
JCCC 3rd Attempt Pass
NREMT Paramedic
Cognitive Exam

National Paramedic



3rd Attempt Pass
NREMT Paramedic
Cognitive Exam All
Programs

Kansas Paramedic



Kansas 3rd Attempt Pass
NREMT Paramedic
Cognitive Exam



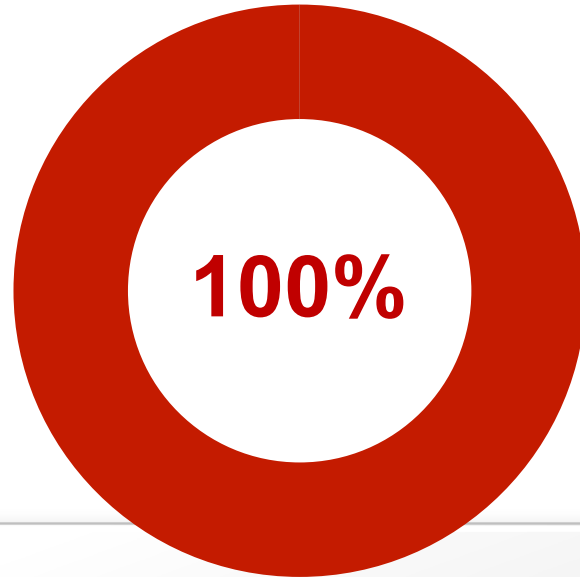
Emergency Medical Science (2020)

Johnson County Community College – Paramedic Graduates

Cumulative 6th Attempt Pass Rate Comparison

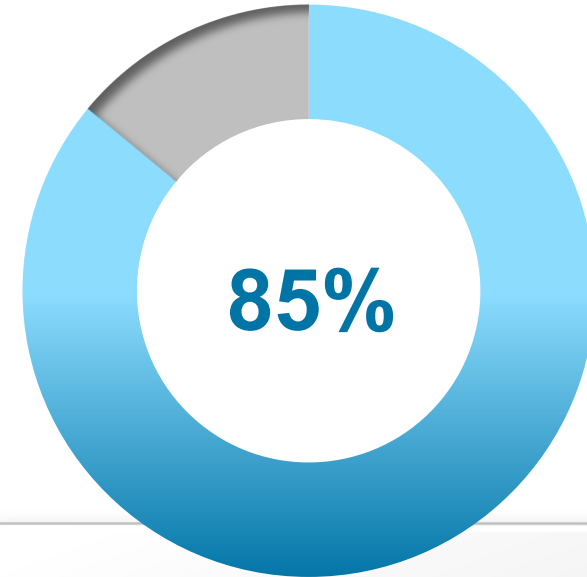


JCCC Paramedic



JCCC All Attempts Pass
NREMT Paramedic
Cognitive Exam

National Paramedic



All Attempt Pass
NREMT Paramedic
Cognitive Exam All
Programs

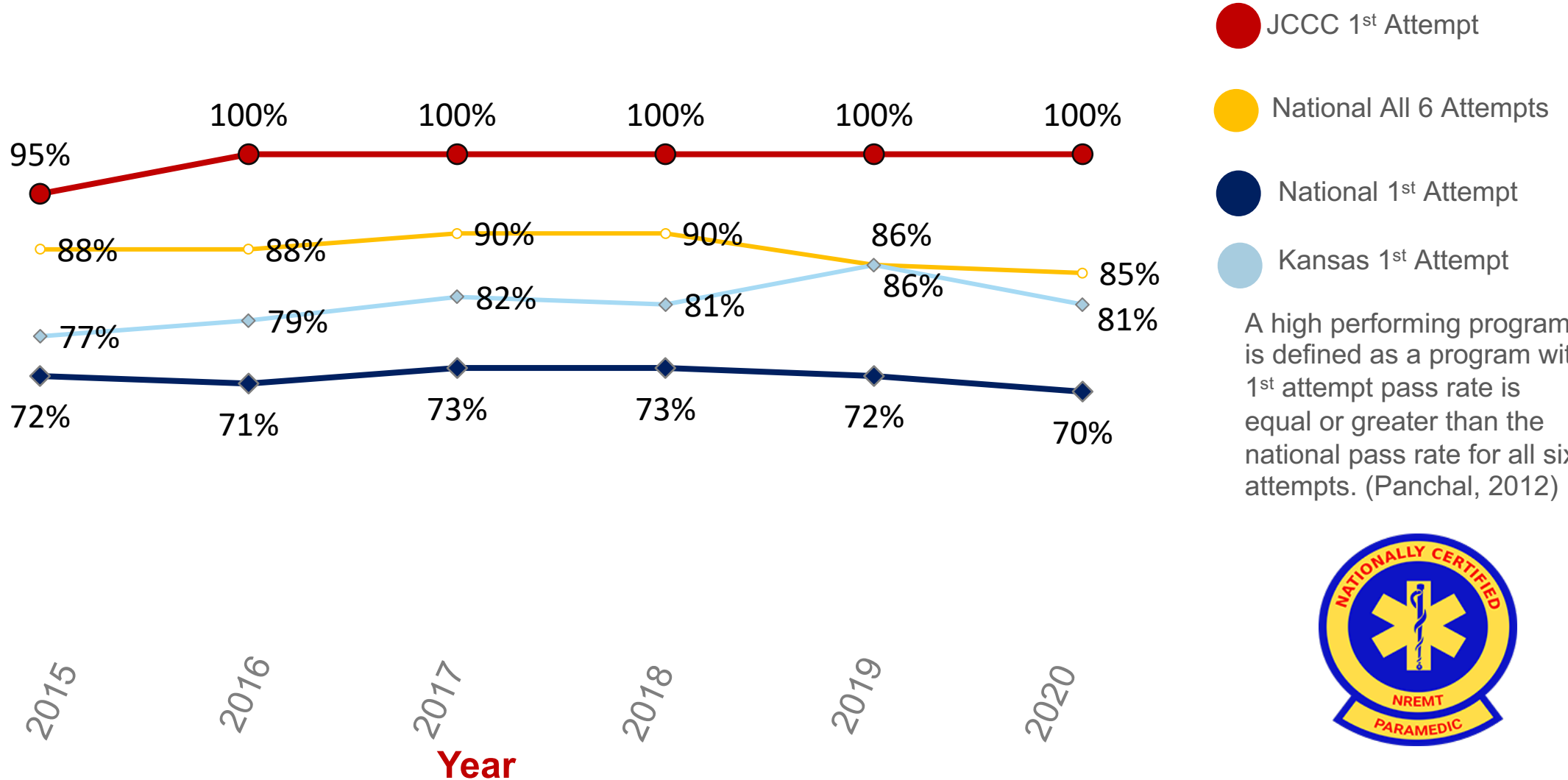


Emergency Medical Science (2015-2020)

Johnson County Community College – Paramedic Graduates

1st Attempt Pass Rate Comparison

NREMT Paramedic Pass Rate



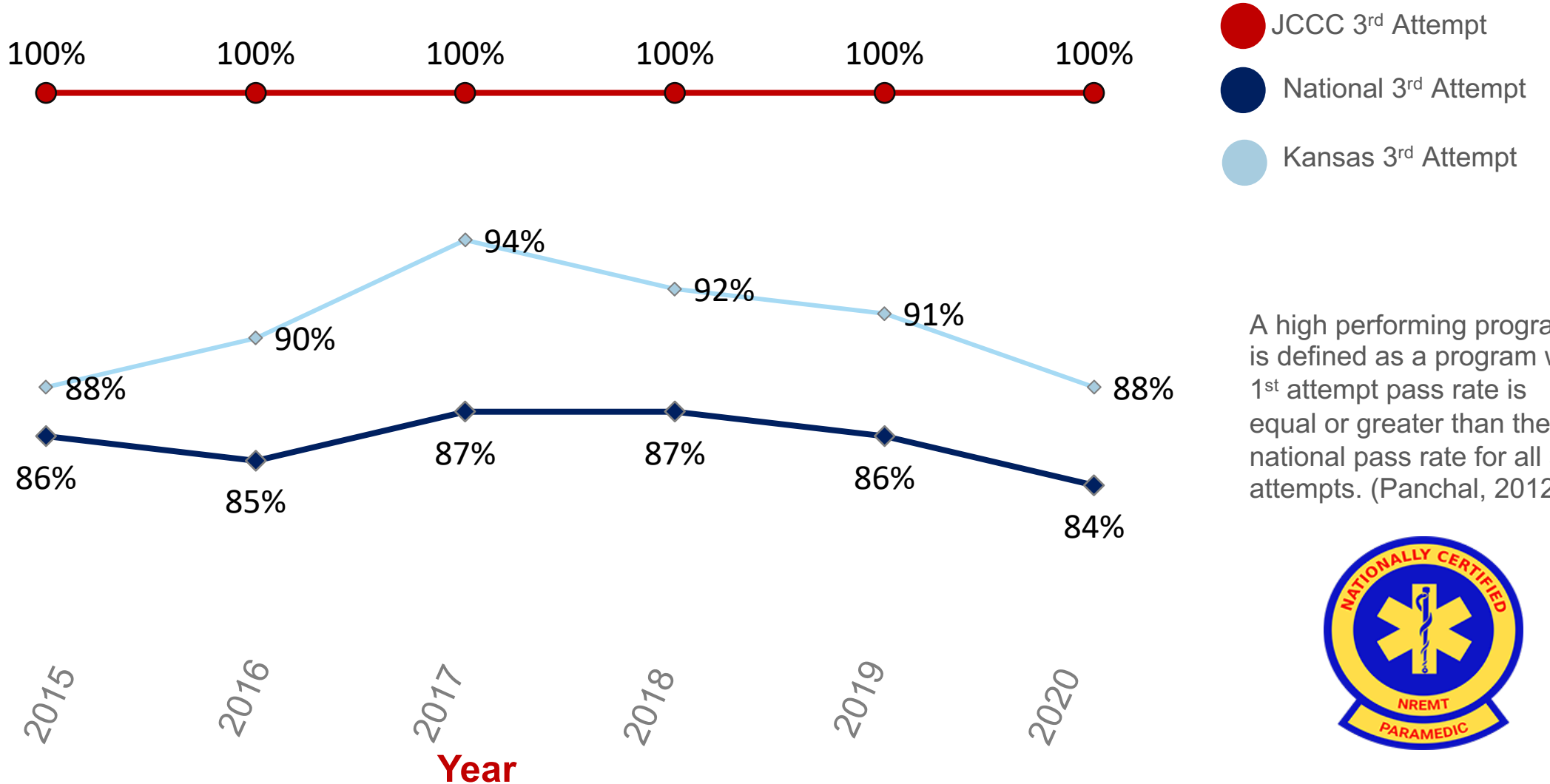


Emergency Medical Science (2015-2020)

Johnson County Community College – Paramedic Graduates

3rd Attempt Pass Rate Comparison

NREMT Paramedic Pass Rate



A high performing program is defined as a program with 1st attempt pass rate is equal or greater than the national pass rate for all six attempts. (Panchal, 2012)



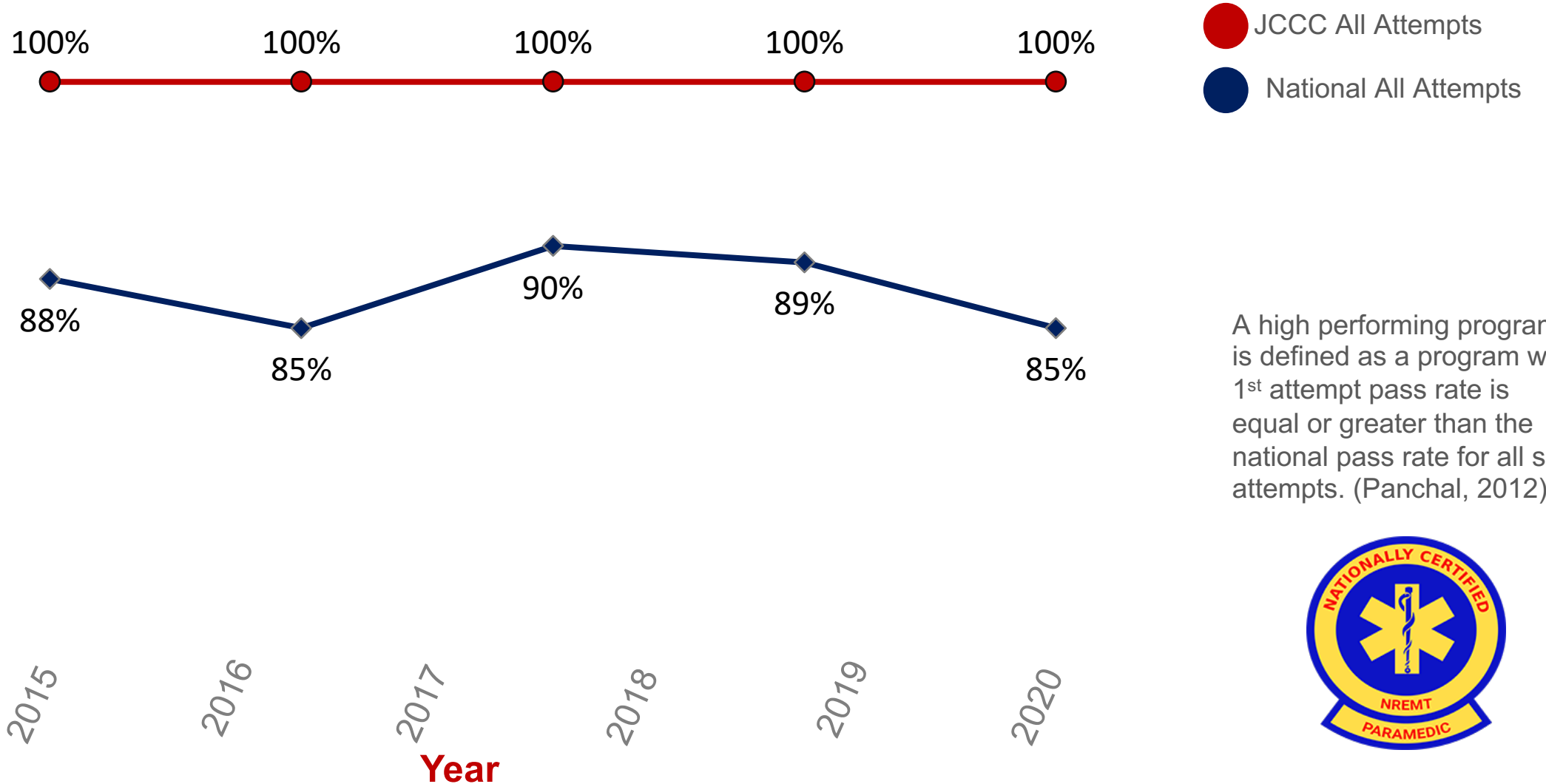


Emergency Medical Science (2015-2020)

Johnson County Community College – Paramedic Graduates

6th Attempt Pass Rate Comparison

NREMT Paramedic Pass Rate





Emergency Medical Science (2020)

Johnson County Community College – Emergency Medical Technician(Paramedic) Graduates

Data Tables 2020

Pass/Fail Report SEARCH

Report Date: 3/15/2021 1:35:33 PM
Report Type: Program Report (KS-007)
Registration Level: Paramedic
Course Completion Date: 1st Quarter 2020 to 4th Quarter 2020
Training Program: Johnson County Community College (KS-007)

[View Legend](#) | [Printer-Friendly Version](#)

[Show All](#) | [Show Only Percentages](#) | [Show Only Numbers](#)

The results of your report request are as follows:

Attempted The Exam	First Attempt Pass	Cumulative Pass Within 3 Attempts	Cumulative Pass Within 6 Attempts	Failed All 6 Attempts	Eligible For Retest	Did Not Complete Within 2 Years
18	100% (18)	100% (18)	100% (18)	0% (0)	0% (0)	0% (0)

Attempted the exam: Number of graduates that make at least one attempt at the exam.
First attempt pass: Number and percent of those who attempt the exam that pass on the first attempt.
Cumulative pass within 3 attempts: Number and percent of those who attempt the exam who pass on the first, second, or third attempt.
Cumulative pass within 6 attempts: Number and percent of those who attempt the exam who pass on the first, second, third, fourth, fifth, or sixth attempt.
Failed all 6 attempts: Number and percent of those who fail the exam six times.
Eligible for retest: Number and percent of those who failed their last attempt, but remain eligible for retest (less than six attempts, less than two years from course completion.)
Did not complete within 2 years: Number and percent of those who fail their last attempt and are no longer eligible for retest (more than two years from course completion.)

Pass/Fail Report SEARCH

Report Date: 3/15/2021 1:36:12 PM
Report Type: National Report
Registration Level: Paramedic
Course Completion Date: 1st Quarter 2020 to 4th Quarter 2020
Training Program: All

[View Legend](#) | [Printer-Friendly Version](#)

[Show All](#) | [Show Only Percentages](#) | [Show Only Numbers](#)

The results of your report request are as follows:

Attempted The Exam	First Attempt Pass	Cumulative Pass Within 3 Attempts	Cumulative Pass Within 6 Attempts	Failed All 6 Attempts	Eligible For Retest	Did Not Complete Within 2 Years
10598	70% (7443)	84% (8889)	85% (8983)	0% (16)	15% (1599)	0% (0)

Attempted the exam: Number of graduates that make at least one attempt at the exam.
First attempt pass: Number and percent of those who attempt the exam that pass on the first attempt.
Cumulative pass within 3 attempts: Number and percent of those who attempt the exam who pass on the first, second, or third attempt.
Cumulative pass within 6 attempts: Number and percent of those who attempt the exam who pass on the first, second, third, fourth, fifth, or sixth attempt.
Failed all 6 attempts: Number and percent of those who fail the exam six times.
Eligible for retest: Number and percent of those who failed their last attempt, but remain eligible for retest (less than six attempts, less than two years from course completion.)
Did not complete within 2 years: Number and percent of those who fail their last attempt and are no longer eligible for retest (more than two years from course completion.)



Emergency Medical Science (2019)

Johnson County Community College – Emergency Medical Technician(Paramedic) Graduates

Data Tables 2019

Pass/Fail Report SEARCH

✉

Report Date: 3/9/2020 10:08:10 AM
Report Type: Program Report (KS-007)
Registration Level: Paramedic
Course Completion Date: 1st Quarter 2019 to 4th Quarter 2019
Training Program: Johnson County Community College (KS-007)

[View Legend](#) | [Printer-Friendly Version](#)

[Show All](#) | [Show Only Percentages](#) | [Show Only Numbers](#)

The results of your report request are as follows:

Attempted The Exam	First Attempt Pass	Cumulative Pass Within 3 Attempts	Cumulative Pass Within 6 Attempts	Failed All 6 Attempts	Eligible For Retest	Did Not Complete Within 2 Years
20	100% (20)	100% (20)	100% (20)	0% (0)	0% (0)	0% (0)

Attempted the exam: Number of graduates that make at least one attempt at the exam.
First attempt pass: Number and percent of those who attempt the exam that pass on the first attempt.
Cumulative pass within 3 attempts: Number and percent of those who attempt the exam who pass on the first, second, or third attempt.
Cumulative pass within 6 attempts: Number and percent of those who attempt the exam who pass on the first, second, third, fourth, fifth, or sixth attempt.
Failed all 6 attempts: Number and percent of those who fail the exam six times.
Eligible for retest: Number and percent of those who failed their last attempt, but remain eligible for retest (less than six attempts, less than two years from course completion.)
Did not complete within 2 years: Number and percent of those who fail their last attempt and are no longer eligible for retest (more than two years from course completion.)

Pass/Fail Report SEARCH

✉

Report Date: 3/9/2020 10:09:13 AM
Report Type: National Report
Registration Level: Paramedic
Course Completion Date: 1st Quarter 2019 to 4th Quarter 2019
Training Program: All

[View Legend](#) | [Printer-Friendly Version](#)

[Show All](#) | [Show Only Percentages](#) | [Show Only Numbers](#)

The results of your report request are as follows:

Attempted The Exam	First Attempt Pass	Cumulative Pass Within 3 Attempts	Cumulative Pass Within 6 Attempts	Failed All 6 Attempts	Eligible For Retest	Did Not Complete Within 2 Years
11987	73% (8706)	85% (10198)	86% (10308)	0% (14)	14% (1665)	0% (0)

Attempted the exam: Number of graduates that make at least one attempt at the exam.
First attempt pass: Number and percent of those who attempt the exam that pass on the first attempt.
Cumulative pass within 3 attempts: Number and percent of those who attempt the exam who pass on the first, second, or third attempt.
Cumulative pass within 6 attempts: Number and percent of those who attempt the exam who pass on the first, second, third, fourth, fifth, or sixth attempt.
Failed all 6 attempts: Number and percent of those who fail the exam six times.
Eligible for retest: Number and percent of those who failed their last attempt, but remain eligible for retest (less than six attempts, less than two years from course completion.)
Did not complete within 2 years: Number and percent of those who fail their last attempt and are no longer eligible for retest (more than two years from course completion.)



Emergency Medical Science (2018)

Johnson County Community College – Emergency Medical Technician(Paramedic) Graduates

Data Tables 2018

Pass/Fail Report SEARCH

Report Date: 3/6/2020 11:16:28 AM
Report Type: Program Report (KS-007)
Registration Level: Paramedic
Course Completion Date: 1st Quarter 2018 to 4th Quarter 2018
Training Program: Johnson County Community College (KS-007)

[View Legend](#) | [Printer-Friendly Version](#)

[Show All](#) | [Show Only Percentages](#) | [Show Only Numbers](#)

The results of your report request are as follows:

Attempted The Exam	First Attempt Pass	Cumulative Pass Within 3 Attempts	Cumulative Pass Within 6 Attempts	Failed All 6 Attempts	Eligible For Retest	Did Not Complete Within 2 Years
20	100% (20)	100% (20)	100% (20)	0% (0)	0% (0)	0% (0)

Attempted the exam: Number of graduates that make at least one attempt at the exam.
First attempt pass: Number and percent of those who attempt the exam that pass on the first attempt.
Cumulative pass within 3 attempts: Number and percent of those who attempt the exam who pass on the first, second, or third attempt.
Cumulative pass within 6 attempts: Number and percent of those who attempt the exam who pass on the first, second, third, fourth, fifth, or sixth attempt.
Failed all 6 attempts: Number and percent of those who fail the exam six times.
Eligible for retest: Number and percent of those who failed their last attempt, but remain eligible for retest (less than six attempts, less than two years from course completion.)
Did not complete within 2 years: Number and percent of those who fail their last attempt and are no longer eligible for retest (more than two years from course completion.)

Pass/Fail Report SEARCH

Report Date: 3/6/2020 11:15:25 AM
Report Type: National Report
Registration Level: Paramedic
Course Completion Date: 1st Quarter 2018 to 4th Quarter 2018
Training Program: All

[View Legend](#) | [Printer-Friendly Version](#)

[Show All](#) | [Show Only Percentages](#) | [Show Only Numbers](#)

The results of your report request are as follows:

Attempted The Exam	First Attempt Pass	Cumulative Pass Within 3 Attempts	Cumulative Pass Within 6 Attempts	Failed All 6 Attempts	Eligible For Retest	Did Not Complete Within 2 Years
11621	73% (8460)	87% (10121)	89% (10400)	1% (102)	9% (1040)	1% (81)

Attempted the exam: Number of graduates that make at least one attempt at the exam.
First attempt pass: Number and percent of those who attempt the exam that pass on the first attempt.
Cumulative pass within 3 attempts: Number and percent of those who attempt the exam who pass on the first, second, or third attempt.
Cumulative pass within 6 attempts: Number and percent of those who attempt the exam who pass on the first, second, third, fourth, fifth, or sixth attempt.
Failed all 6 attempts: Number and percent of those who fail the exam six times.
Eligible for retest: Number and percent of those who failed their last attempt, but remain eligible for retest (less than six attempts, less than two years from course completion.)
Did not complete within 2 years: Number and percent of those who fail their last attempt and are no longer eligible for retest (more than two years from course completion.)



Emergency Medical Science (2017)

Johnson County Community College – Emergency Medical Technician(Paramedic) Graduates

Data Tables 2017

Pass/Fail Report SEARCH

Report Date: 3/9/2020 10:06:10 AM
Report Type: Program Report (KS-007)
Registration Level: Paramedic
Course Completion Date: 1st Quarter 2017 to 4th Quarter 2017
Training Program: Johnson County Community College (KS-007)

[View Legend](#) | [Printer-Friendly Version](#)

[Show All](#) | [Show Only Percentages](#) | [Show Only Numbers](#)

The results of your report request are as follows:

Attempted The Exam	First Attempt Pass	Cumulative Pass Within 3 Attempts	Cumulative Pass Within 6 Attempts	Failed All 6 Attempts	Eligible For Retest	Did Not Complete Within 2 Years
19	100% (19)	100% (19)	100% (19)	0% (0)	0% (0)	0% (0)

Attempted the exam: Number of graduates that make at least one attempt at the exam.
First attempt pass: Number and percent of those who attempt the exam that pass on the first attempt.
Cumulative pass within 3 attempts: Number and percent of those who attempt the exam who pass on the first, second, or third attempt.
Cumulative pass within 6 attempts: Number and percent of those who attempt the exam who pass on the first, second, third, fourth, fifth, or sixth attempt.
Failed all 6 attempts: Number and percent of those who fail the exam six times.
Eligible for retest: Number and percent of those who failed their last attempt, but remain eligible for retest (less than six attempts, less than two years from course completion.)
Did not complete within 2 years: Number and percent of those who fail their last attempt and are no longer eligible for retest (more than two years from course completion.)

Pass/Fail Report SEARCH

Report Date: 3/6/2020 11:13:25 AM
Report Type: National Report
Registration Level: Paramedic
Course Completion Date: 1st Quarter 2017 to 4th Quarter 2017
Training Program: All

[View Legend](#) | [Printer-Friendly Version](#)

[Show All](#) | [Show Only Percentages](#) | [Show Only Numbers](#)

The results of your report request are as follows:

Attempted The Exam	First Attempt Pass	Cumulative Pass Within 3 Attempts	Cumulative Pass Within 6 Attempts	Failed All 6 Attempts	Eligible For Retest	Did Not Complete Within 2 Years
10354	73% (7554)	87% (9049)	90% (9337)	1% (121)	0% (0)	9% (897)

Attempted the exam: Number of graduates that make at least one attempt at the exam.
First attempt pass: Number and percent of those who attempt the exam that pass on the first attempt.
Cumulative pass within 3 attempts: Number and percent of those who attempt the exam who pass on the first, second, or third attempt.
Cumulative pass within 6 attempts: Number and percent of those who attempt the exam who pass on the first, second, third, fourth, fifth, or sixth attempt.
Failed all 6 attempts: Number and percent of those who fail the exam six times.
Eligible for retest: Number and percent of those who failed their last attempt, but remain eligible for retest (less than six attempts, less than two years from course completion.)
Did not complete within 2 years: Number and percent of those who fail their last attempt and are no longer eligible for retest (more than two years from course completion.)



Emergency Medical Science (2016)

Johnson County Community College – Emergency Medical Technician(Paramedic) Graduates

Data Tables 2016

Pass/Fail Report SEARCH

✉

Report Date: 3/6/2020 11:11:32 AM
Report Type: Program Report (KS-007)
Registration Level: Paramedic
Course Completion Date: 1st Quarter 2016 to 4th Quarter 2016
Training Program: Johnson County Community College (KS-007)

[View Legend](#) | [Printer-Friendly Version](#)

[Show All](#) | [Show Only Percentages](#) | [Show Only Numbers](#)

The results of your report request are as follows:

Attempted The Exam	First Attempt Pass	Cumulative Pass Within 3 Attempts	Cumulative Pass Within 6 Attempts	Failed All 6 Attempts	Eligible For Retest	Did Not Complete Within 2 Years
18	100% (18)	100% (18)	100% (18)	0% (0)	0% (0)	0% (0)

Attempted the exam: Number of graduates that make at least one attempt at the exam.
First attempt pass: Number and percent of those who attempt the exam that pass on the first attempt.
Cumulative pass within 3 attempts: Number and percent of those who attempt the exam who pass on the first, second, or third attempt.
Cumulative pass within 6 attempts: Number and percent of those who attempt the exam who pass on the first, second, third, fourth, fifth, or sixth attempt.
Failed all 6 attempts: Number and percent of those who fail the exam six times.
Eligible for retest: Number and percent of those who failed their last attempt, but remain eligible for retest (less than six attempts, less than two years from course completion.)
Did not complete within 2 years: Number and percent of those who fail their last attempt and are no longer eligible for retest (more than two years from course completion.)

Pass/Fail Report SEARCH

✉

Report Date: 3/6/2020 11:12:30 AM
Report Type: National Report
Registration Level: Paramedic
Course Completion Date: 1st Quarter 2016 to 4th Quarter 2016
Training Program: All

[View Legend](#) | [Printer-Friendly Version](#)

[Show All](#) | [Show Only Percentages](#) | [Show Only Numbers](#)

The results of your report request are as follows:

Attempted The Exam	First Attempt Pass	Cumulative Pass Within 3 Attempts	Cumulative Pass Within 6 Attempts	Failed All 6 Attempts	Eligible For Retest	Did Not Complete Within 2 Years
10224	71% (7250)	85% (8733)	88% (9042)	1% (136)	0% (0)	10% (1046)

Attempted the exam: Number of graduates that make at least one attempt at the exam.
First attempt pass: Number and percent of those who attempt the exam that pass on the first attempt.
Cumulative pass within 3 attempts: Number and percent of those who attempt the exam who pass on the first, second, or third attempt.
Cumulative pass within 6 attempts: Number and percent of those who attempt the exam who pass on the first, second, third, fourth, fifth, or sixth attempt.
Failed all 6 attempts: Number and percent of those who fail the exam six times.
Eligible for retest: Number and percent of those who failed their last attempt, but remain eligible for retest (less than six attempts, less than two years from course completion.)
Did not complete within 2 years: Number and percent of those who fail their last attempt and are no longer eligible for retest (more than two years from course completion.)



Emergency Medical Science (2015)

Johnson County Community College – Emergency Medical Technician(Paramedic) Graduates

Data Tables 2015

Pass/Fail Report SEARCH

✉

Report Date: 3/6/2020 11:10:42 AM
Report Type: Program Report (KS-007)
Registration Level: Paramedic
Course Completion Date: 1st Quarter 2015 to 4th Quarter 2015
Training Program: Johnson County Community College (KS-007)

[View Legend](#) | [Printer-Friendly Version](#)

[Show All](#) | [Show Only Percentages](#) | [Show Only Numbers](#)

The results of your report request are as follows:

Attempted The Exam	First Attempt Pass	Cumulative Pass Within 3 Attempts	Cumulative Pass Within 6 Attempts	Failed All 6 Attempts	Eligible For Retest	Did Not Complete Within 2 Years
21	95% (20)	100% (21)	100% (21)	0% (0)	0% (0)	0% (0)

Attempted the exam: Number of graduates that make at least one attempt at the exam.
First attempt pass: Number and percent of those who attempt the exam that pass on the first attempt.
Cumulative pass within 3 attempts: Number and percent of those who attempt the exam who pass on the first, second, or third attempt.
Cumulative pass within 6 attempts: Number and percent of those who attempt the exam who pass on the first, second, third, fourth, fifth, or sixth attempt.
Failed all 6 attempts: Number and percent of those who fail the exam six times.
Eligible for retest: Number and percent of those who failed their last attempt, but remain eligible for retest (less than six attempts, less than two years from course completion.)
Did not complete within 2 years: Number and percent of those who fail their last attempt and are no longer eligible for retest (more than two years from course completion.)

Pass/Fail Report SEARCH

✉

Report Date: 3/6/2020 11:07:50 AM
Report Type: National Report
Registration Level: Paramedic
Course Completion Date: 1st Quarter 2015 to 4th Quarter 2015
Training Program: All

[View Legend](#) | [Printer-Friendly Version](#)

[Show All](#) | [Show Only Percentages](#) | [Show Only Numbers](#)

The results of your report request are as follows:

Attempted The Exam	First Attempt Pass	Cumulative Pass Within 3 Attempts	Cumulative Pass Within 6 Attempts	Failed All 6 Attempts	Eligible For Retest	Did Not Complete Within 2 Years
10149	72% (7313)	86% (8696)	88% (8952)	1% (107)	0% (0)	11% (1090)

Attempted the exam: Number of graduates that make at least one attempt at the exam.
First attempt pass: Number and percent of those who attempt the exam that pass on the first attempt.
Cumulative pass within 3 attempts: Number and percent of those who attempt the exam who pass on the first, second, or third attempt.
Cumulative pass within 6 attempts: Number and percent of those who attempt the exam who pass on the first, second, third, fourth, fifth, or sixth attempt.
Failed all 6 attempts: Number and percent of those who fail the exam six times.
Eligible for retest: Number and percent of those who failed their last attempt, but remain eligible for retest (less than six attempts, less than two years from course completion.)
Did not complete within 2 years: Number and percent of those who fail their last attempt and are no longer eligible for retest (more than two years from course completion.)



Emergency Medical Science

Johnson County Community College – Emergency Medical Technician(Paramedic)
Graduates

Sources

The National Registry Data Dashboard. In *The National Registry*. Retrieved 18 March 2021, from <https://www.NREMT.org/rwd/public/data/maps>

The National Registry Data Reports. In *The National Registry*. Retrieved 18 March 2021, from https://www.NREMT.org/NREMT/EMS_Ed/emsEdPassFailCognitive.asp