



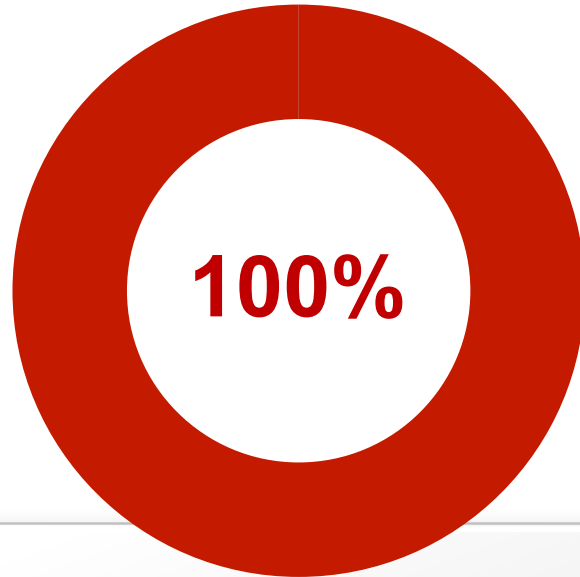
# Emergency Medical Science (2020)

Johnson County Community College – Emergency Medical Responder (EMR) Graduates

## 1<sup>st</sup> Attempt Pass Rate Comparison

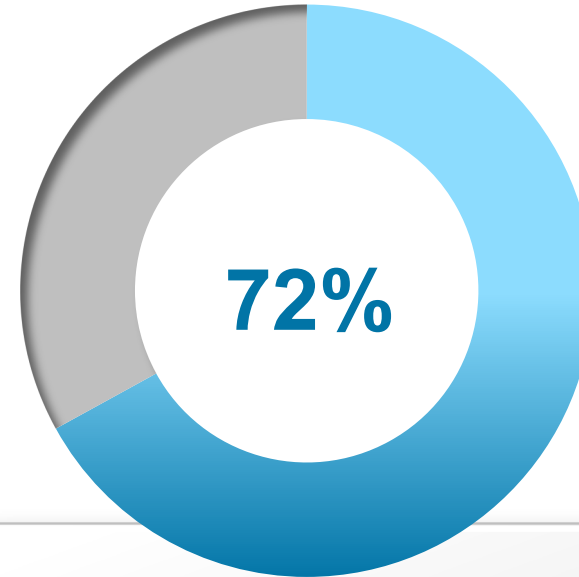


JCCC EMS



JCCC 1st Attempt Pass  
NREMT EMR Cognitive  
Exam

National EMR



1st Attempt Pass  
NREMT EMR Cognitive  
Exam All Programs

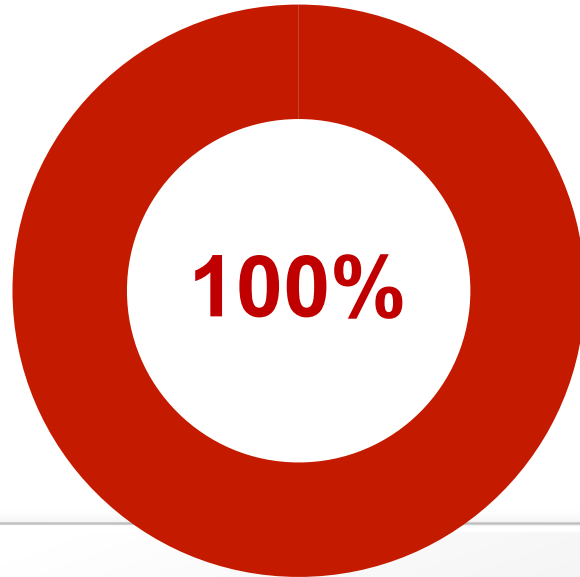


# Emergency Medical Science (2020)

Johnson County Community College – Emergency Medical Responder (EMR) Graduates  
**Cumulative 3<sup>rd</sup> Attempt Pass Rate Comparison**

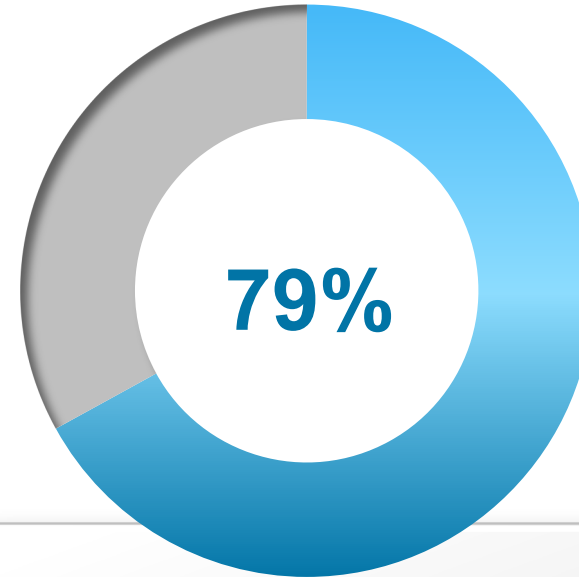


JCCC EMS



JCCC Cumulative  
3rd Attempt Pass  
NREMT EMR  
Cognitive Exam

National EMR



Cumulative 3rd Attempt  
Pass  
NREMT EMR Cognitive  
Exam All Programs

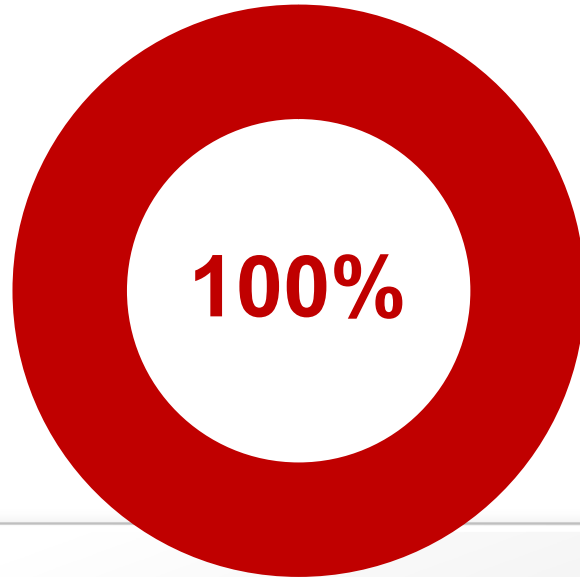


# Emergency Medical Science (2020)

Johnson County Community College – Emergency Medical Responder (EMR) Graduates  
**Cumulative 6<sup>th</sup> Attempt Pass Rate Comparison**

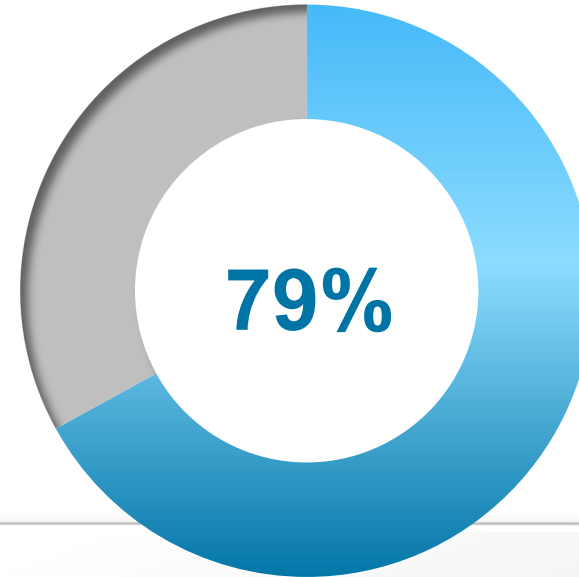


JCCC EMS



JCCC Cumulative  
6th Attempt Pass  
NREMT EMR  
Cognitive Exam

National EMR



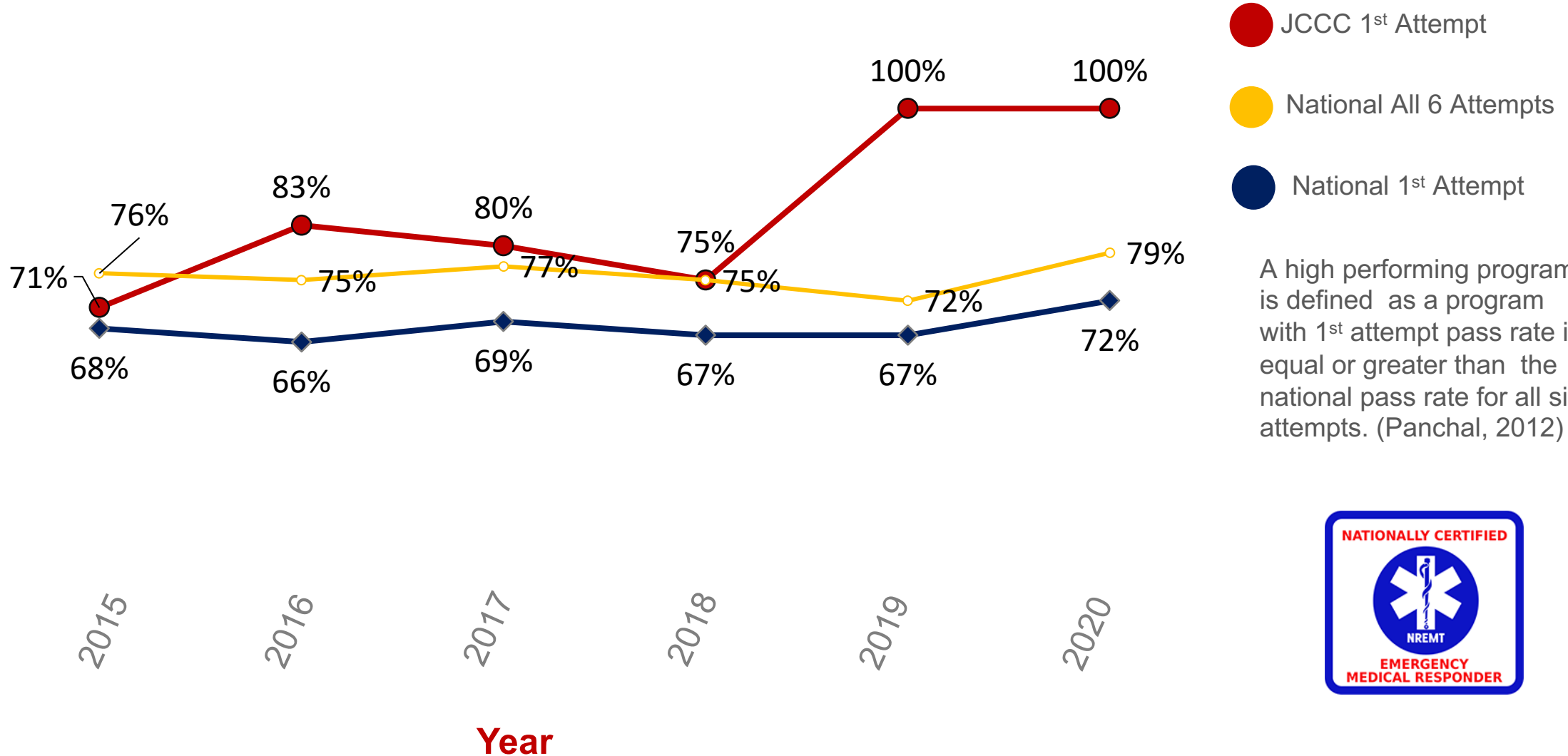
Cumulative 6th Attempt  
Pass  
NREMT EMR Cognitive  
Exam All Programs



# Emergency Medical Science (2015-2020)

Johnson County Community College – Emergency Medical Responder (EMR) Graduates  
**1<sup>st</sup> Attempt Pass Rate Comparison**

**NREMT EMR Pass Rate**

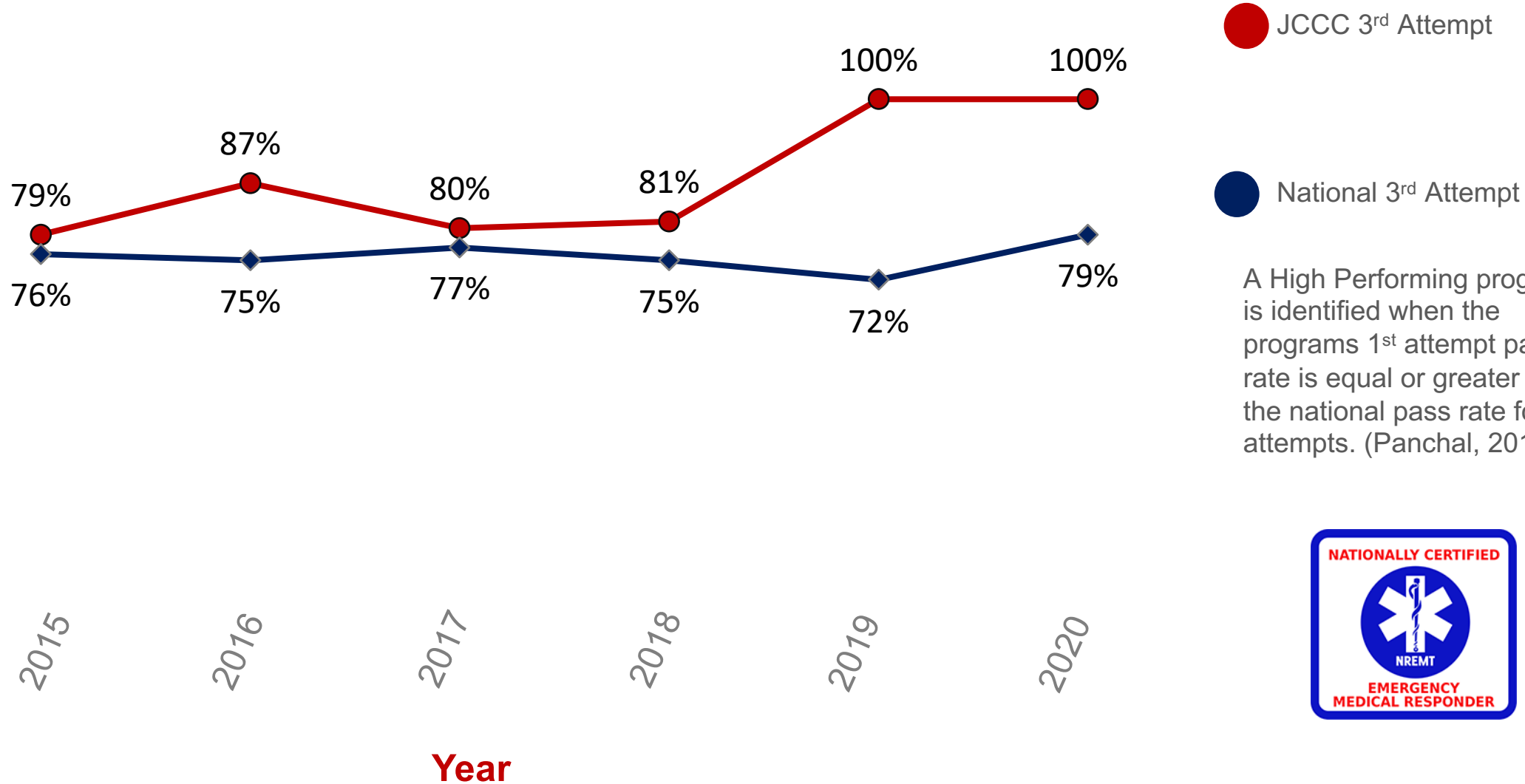




# Emergency Medical Science (2015-2020)

Johnson County Community College – Emergency Medical Responder (EMR) Graduates  
**3rd Attempt Pass Rate Comparison**

**NREMT EMR Pass Rate**



- JCCC 3<sup>rd</sup> Attempt
- National 3<sup>rd</sup> Attempt

A High Performing program is identified when the programs 1<sup>st</sup> attempt pass rate is equal or greater than the national pass rate for all attempts. (Panchal, 2012)

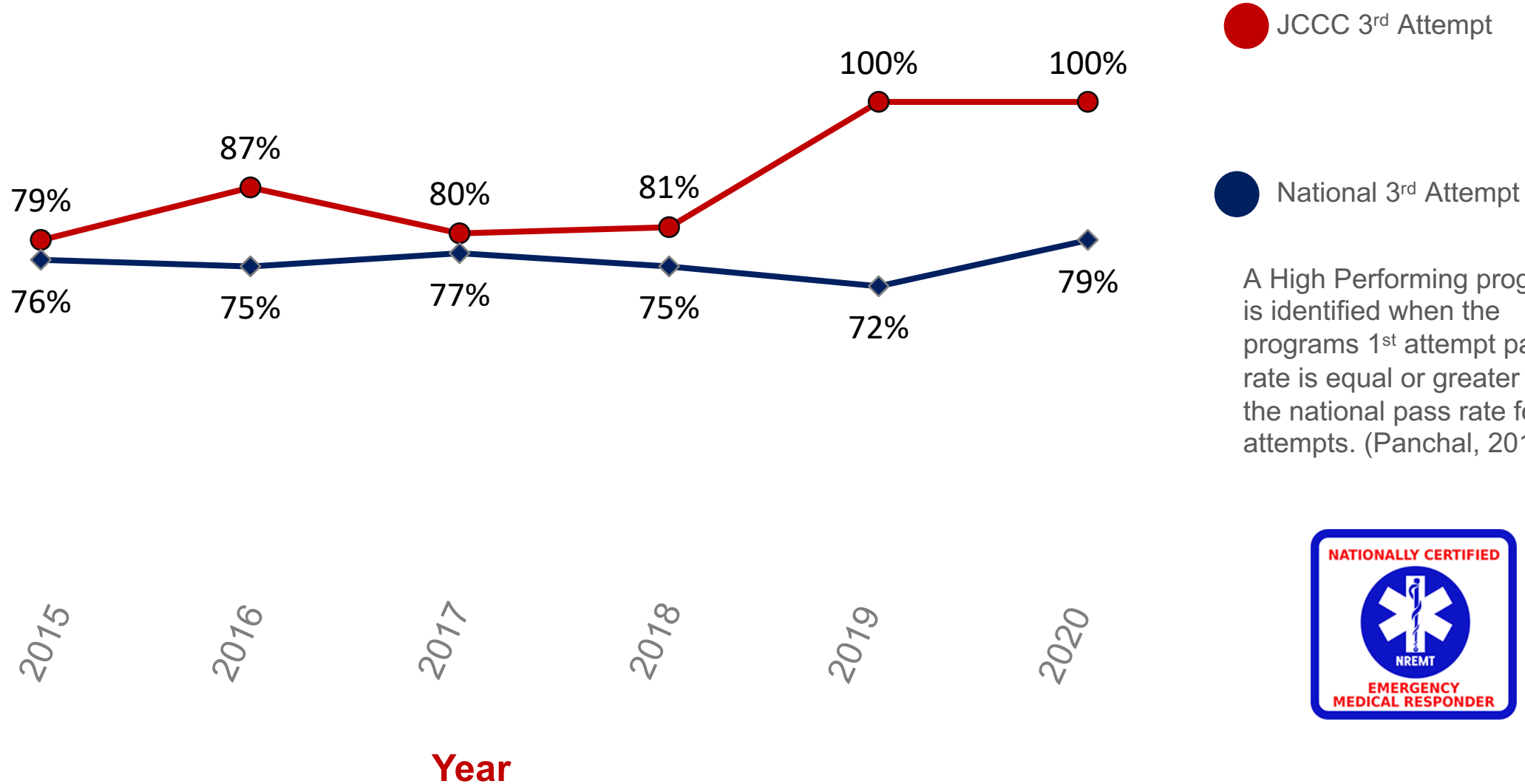




# Emergency Medical Science (2015-2020)

Johnson County Community College – Emergency Medical Responder (EMR) Graduates  
**6th Attempt Pass Rate Comparison**

**NREMT EMR Pass Rate**



● JCCC 3<sup>rd</sup> Attempt

● National 3<sup>rd</sup> Attempt

A High Performing program is identified when the programs 1<sup>st</sup> attempt pass rate is equal or greater than the national pass rate for all attempts. (Panchal, 2012)





# Emergency Medical Science (2020)

## Johnson County Community College – Emergency Medical Responder (EMR) Graduates Data Tables 2020

### Pass/Fail Report

SEARCH



**Report Date:** 3/15/2021 1:30:54 PM  
**Report Type:** Program Report (KS-007)  
**Registration Level:** EMR  
**Course Completion Date:** 1st Quarter 2020 to 4th Quarter 2020  
**Training Program:** Johnson County Community College (KS-007)

[View Legend](#) | [Printer-Friendly Version](#)

[Show All](#) | [Show Only Percentages](#) | [Show Only Numbers](#)

The results of your report request are as follows:

Attempted The Exam	First Attempt Pass	Cumulative Pass Within 3 Attempts	Cumulative Pass Within 6 Attempts	Failed All 6 Attempts	Eligible For Retest	Did Not Complete Within 2 Years
1	100% (1)	100% (1)	100% (1)	0% (0)	0% (0)	0% (0)

**Attempted the exam:** Number of graduates that make at least one attempt at the exam.  
**First attempt pass:** Number and percent of those who attempt the exam that pass on the first attempt.  
**Cumulative pass within 3 attempts:** Number and percent of those who attempt the exam who pass on the first, second, or third attempt.  
**Cumulative pass within 6 attempts:** Number and percent of those who attempt the exam who pass on the first, second, third, fourth, fifth, or sixth attempt.  
**Failed all 6 attempts:** Number and percent of those who fail the exam six times.  
**Eligible for retest:** Number and percent of those who failed their last attempt, but remain eligible for retest (less than six attempts, less than two years from course completion.)  
**Did not complete within 2 years:** Number and percent of those who fail their last attempt and are no longer eligible for retest (more than two years from course completion.)

### Pass/Fail Report

SEARCH



**Report Date:** 3/15/2021 1:32:50 PM  
**Report Type:** National Report  
**Registration Level:** EMR  
**Course Completion Date:** 1st Quarter 2020 to 4th Quarter 2020  
**Training Program:** All

[View Legend](#) | [Printer-Friendly Version](#)

[Show All](#) | [Show Only Percentages](#) | [Show Only Numbers](#)

The results of your report request are as follows:

Attempted The Exam	First Attempt Pass	Cumulative Pass Within 3 Attempts	Cumulative Pass Within 6 Attempts	Failed All 6 Attempts	Eligible For Retest	Did Not Complete Within 2 Years
2471	72% (1784)	79% (1951)	79% (1952)	0% (0)	21% (519)	0% (0)

**Attempted the exam:** Number of graduates that make at least one attempt at the exam.  
**First attempt pass:** Number and percent of those who attempt the exam that pass on the first attempt.  
**Cumulative pass within 3 attempts:** Number and percent of those who attempt the exam who pass on the first, second, or third attempt.  
**Cumulative pass within 6 attempts:** Number and percent of those who attempt the exam who pass on the first, second, third, fourth, fifth, or sixth attempt.  
**Failed all 6 attempts:** Number and percent of those who fail the exam six times.  
**Eligible for retest:** Number and percent of those who failed their last attempt, but remain eligible for retest (less than six attempts, less than two years from course completion.)  
**Did not complete within 2 years:** Number and percent of those who fail their last attempt and are no longer eligible for retest (more than two years from course completion.)



# Emergency Medical Science (2019)

Johnson County Community College – Emergency Medical Responder (EMR) Graduates

## Data Tables 2019

Pass/Fail Report [SEARCH](#)

✉

**Report Date:** 3/2/2020 12:00:56 PM  
**Report Type:** Program Report (KS-007)  
**Registration Level:** EMR  
**Course Completion Date:** 1st Quarter 2019 to 4th Quarter 2019  
**Training Program:** Johnson County Community College (KS-007)

[View Legend](#) | [Printer-Friendly Version](#)

[Show All](#) | [Show Only Percentages](#) | [Show Only Numbers](#)

The results of your report request are as follows:

Attempted The Exam	First Attempt Pass	Cumulative Pass Within 3 Attempts	Cumulative Pass Within 6 Attempts	Failed All 6 Attempts	Eligible For Retest	Did Not Complete Within 2 Years
6	100% (6)	100% (6)	100% (6)	0% (0)	0% (0)	0% (0)

**Attempted the exam:** Number of graduates that make at least one attempt at the exam.  
**First attempt pass:** Number and percent of those who attempt the exam that pass on the first attempt.  
**Cumulative pass within 3 attempts:** Number and percent of those who attempt the exam who pass on the first, second, or third attempt.  
**Cumulative pass within 6 attempts:** Number and percent of those who attempt the exam who pass on the first, second, third, fourth, fifth, or sixth attempt.  
**Failed all 6 attempts:** Number and percent of those who fail the exam six times.  
**Eligible for retest:** Number and percent of those who failed their last attempt, but remain eligible for retest (less than six attempts, less than two years from course completion.)  
**Did not complete within 2 years:** Number and percent of those who fail their last attempt and are no longer eligible for retest (more than two years from course completion.)

Pass/Fail Report [SEARCH](#)

✉

**Report Date:** 3/2/2020 12:01:41 PM  
**Report Type:** National Report  
**Registration Level:** EMR  
**Course Completion Date:** 1st Quarter 2019 to 4th Quarter 2019  
**Training Program:** All

[View Legend](#) | [Printer-Friendly Version](#)

[Show All](#) | [Show Only Percentages](#) | [Show Only Numbers](#)

The results of your report request are as follows:

Attempted The Exam	First Attempt Pass	Cumulative Pass Within 3 Attempts	Cumulative Pass Within 6 Attempts	Failed All 6 Attempts	Eligible For Retest	Did Not Complete Within 2 Years
4320	67% (2880)	72% (3109)	72% (3110)	0% (0)	28% (1210)	0% (0)

**Attempted the exam:** Number of graduates that make at least one attempt at the exam.  
**First attempt pass:** Number and percent of those who attempt the exam that pass on the first attempt.  
**Cumulative pass within 3 attempts:** Number and percent of those who attempt the exam who pass on the first, second, or third attempt.  
**Cumulative pass within 6 attempts:** Number and percent of those who attempt the exam who pass on the first, second, third, fourth, fifth, or sixth attempt.  
**Failed all 6 attempts:** Number and percent of those who fail the exam six times.  
**Eligible for retest:** Number and percent of those who failed their last attempt, but remain eligible for retest (less than six attempts, less than two years from course completion.)  
**Did not complete within 2 years:** Number and percent of those who fail their last attempt and are no longer eligible for retest (more than two years from course completion.)





# Emergency Medical Science (2018)

Johnson County Community College – Emergency Medical Responder (EMR) Graduates

## Data Tables 2018

**Pass/Fail Report** [SEARCH](#)

✉

**Report Date:** 3/5/2020 11:38:27 AM  
**Report Type:** Program Report (KS-007)  
**Registration Level:** EMR  
**Course Completion Date:** 1st Quarter 2018 to 4th Quarter 2018  
**Training Program:** Johnson County Community College (KS-007)

[View Legend](#) | [Printer-Friendly Version](#)

[Show All](#) | [Show Only Percentages](#) | [Show Only Numbers](#)

The results of your report request are as follows:

Attempted The Exam	First Attempt Pass	Cumulative Pass Within 3 Attempts	Cumulative Pass Within 6 Attempts	Failed All 6 Attempts	Eligible For Retest	Did Not Complete Within 2 Years
16	75% (12)	81% (13)	81% (13)	0% (0)	19% (3)	0% (0)

**Attempted the exam:** Number of graduates that make at least one attempt at the exam.  
**First attempt pass:** Number and percent of those who attempt the exam that pass on the first attempt.  
**Cumulative pass within 3 attempts:** Number and percent of those who attempt the exam who pass on the first, second, or third attempt.  
**Cumulative pass within 6 attempts:** Number and percent of those who attempt the exam who pass on the first, second, third, fourth, fifth, or sixth attempt.  
**Failed all 6 attempts:** Number and percent of those who fail the exam six times.  
**Eligible for retest:** Number and percent of those who failed their last attempt, but remain eligible for retest (less than six attempts, less than two years from course completion.)  
**Did not complete within 2 years:** Number and percent of those who fail their last attempt and are no longer eligible for retest (more than two years from course completion.)

**Pass/Fail Report** [SEARCH](#)

✉

**Report Date:** 3/5/2020 12:37:31 PM  
**Report Type:** National Report  
**Registration Level:** EMR  
**Course Completion Date:** 1st Quarter 2018  
**Training Program:** All

[View Legend](#) | [Printer-Friendly Version](#)

[Show All](#) | [Show Only Percentages](#) | [Show Only Numbers](#)

The results of your report request are as follows:

Attempted The Exam	First Attempt Pass	Cumulative Pass Within 3 Attempts	Cumulative Pass Within 6 Attempts	Failed All 6 Attempts	Eligible For Retest	Did Not Complete Within 2 Years
1053	67% (709)	75% (787)	75% (787)	0% (0)	0% (0)	25% (266)

**Attempted the exam:** Number of graduates that make at least one attempt at the exam.  
**First attempt pass:** Number and percent of those who attempt the exam that pass on the first attempt.  
**Cumulative pass within 3 attempts:** Number and percent of those who attempt the exam who pass on the first, second, or third attempt.  
**Cumulative pass within 6 attempts:** Number and percent of those who attempt the exam who pass on the first, second, third, fourth, fifth, or sixth attempt.  
**Failed all 6 attempts:** Number and percent of those who fail the exam six times.  
**Eligible for retest:** Number and percent of those who failed their last attempt, but remain eligible for retest (less than six attempts, less than two years from course completion.)  
**Did not complete within 2 years:** Number and percent of those who fail their last attempt and are no longer eligible for retest (more than two years from course completion.)



# Emergency Medical Science (2017)

Johnson County Community College – Emergency Medical Responder (EMR) Graduates

## Data Tables 2017

Pass/Fail Report [SEARCH](#)

✉

**Report Date:** 3/5/2020 11:37:50 AM  
**Report Type:** Program Report (KS-007)  
**Registration Level:** EMR  
**Course Completion Date:** 1st Quarter 2017 to 4th Quarter 2017  
**Training Program:** Johnson County Community College (KS-007)

[View Legend](#) | [Printer-Friendly Version](#)

[Show All](#) | [Show Only Percentages](#) | [Show Only Numbers](#)

The results of your report request are as follows:

Attempted The Exam	First Attempt Pass	Cumulative Pass Within 3 Attempts	Cumulative Pass Within 6 Attempts	Failed All 6 Attempts	Eligible For Retest	Did Not Complete Within 2 Years
10	80% (8)	80% (8)	80% (8)	0% (0)	0% (0)	20% (2)

**Attempted the exam:** Number of graduates that make at least one attempt at the exam.  
**First attempt pass:** Number and percent of those who attempt the exam that pass on the first attempt.  
**Cumulative pass within 3 attempts:** Number and percent of those who attempt the exam who pass on the first, second, or third attempt.  
**Cumulative pass within 6 attempts:** Number and percent of those who attempt the exam who pass on the first, second, third, fourth, fifth, or sixth attempt.  
**Failed all 6 attempts:** Number and percent of those who fail the exam six times.  
**Eligible for retest:** Number and percent of those who failed their last attempt, but remain eligible for retest (less than six attempts, less than two years from course completion.)  
**Did not complete within 2 years:** Number and percent of those who fail their last attempt and are no longer eligible for retest (more than two years from course completion.)

Pass/Fail Report [SEARCH](#)

✉

**Report Date:** 3/5/2020 11:36:33 AM  
**Report Type:** National Report  
**Registration Level:** EMR  
**Course Completion Date:** 1st Quarter 2017 to 4th Quarter 2017  
**Training Program:** All

[View Legend](#) | [Printer-Friendly Version](#)

[Show All](#) | [Show Only Percentages](#) | [Show Only Numbers](#)

The results of your report request are as follows:

Attempted The Exam	First Attempt Pass	Cumulative Pass Within 3 Attempts	Cumulative Pass Within 6 Attempts	Failed All 6 Attempts	Eligible For Retest	Did Not Complete Within 2 Years
4498	69% (3121)	77% (3471)	77% (3471)	0% (1)	0% (0)	23% (1026)

**Attempted the exam:** Number of graduates that make at least one attempt at the exam.  
**First attempt pass:** Number and percent of those who attempt the exam that pass on the first attempt.  
**Cumulative pass within 3 attempts:** Number and percent of those who attempt the exam who pass on the first, second, or third attempt.  
**Cumulative pass within 6 attempts:** Number and percent of those who attempt the exam who pass on the first, second, third, fourth, fifth, or sixth attempt.  
**Failed all 6 attempts:** Number and percent of those who fail the exam six times.  
**Eligible for retest:** Number and percent of those who failed their last attempt, but remain eligible for retest (less than six attempts, less than two years from course completion.)  
**Did not complete within 2 years:** Number and percent of those who fail their last attempt and are no longer eligible for retest (more than two years from course completion.)



# Emergency Medical Science (2016)

Johnson County Community College – Emergency Medical Responder (EMR) Graduates

## Data Tables 2016

Pass/Fail Report [SEARCH](#)

✉

**Report Date:** 3/5/2020 11:34:44 AM  
**Report Type:** Program Report (KS-007)  
**Registration Level:** EMR  
**Course Completion Date:** 1st Quarter 2016 to 4th Quarter 2016  
**Training Program:** Johnson County Community College (KS-007)

[View Legend](#) | [Printer-Friendly Version](#)

[Show All](#) | [Show Only Percentages](#) | [Show Only Numbers](#)

The results of your report request are as follows:

Attempted The Exam	First Attempt Pass	Cumulative Pass Within 3 Attempts	Cumulative Pass Within 6 Attempts	Failed All 6 Attempts	Eligible For Retest	Did Not Complete Within 2 Years
23	83% (19)	87% (20)	87% (20)	0% (0)	0% (0)	13% (3)

**Attempted the exam:** Number of graduates that make at least one attempt at the exam.  
**First attempt pass:** Number and percent of those who attempt the exam that pass on the first attempt.  
**Cumulative pass within 3 attempts:** Number and percent of those who attempt the exam who pass on the first, second, or third attempt.  
**Cumulative pass within 6 attempts:** Number and percent of those who attempt the exam who pass on the first, second, third, fourth, fifth, or sixth attempt.  
**Failed all 6 attempts:** Number and percent of those who fail the exam six times.  
**Eligible for retest:** Number and percent of those who failed their last attempt, but remain eligible for retest (less than six attempts, less than two years from course completion.)  
**Did not complete within 2 years:** Number and percent of those who fail their last attempt and are no longer eligible for retest (more than two years from course completion.)

Pass/Fail Report [SEARCH](#)

✉

**Report Date:** 3/5/2020 11:33:23 AM  
**Report Type:** National Report  
**Registration Level:** EMR  
**Course Completion Date:** 1st Quarter 2016 to 4th Quarter 2016  
**Training Program:** All

[View Legend](#) | [Printer-Friendly Version](#)

[Show All](#) | [Show Only Percentages](#) | [Show Only Numbers](#)

The results of your report request are as follows:

Attempted The Exam	First Attempt Pass	Cumulative Pass Within 3 Attempts	Cumulative Pass Within 6 Attempts	Failed All 6 Attempts	Eligible For Retest	Did Not Complete Within 2 Years
4944	66% (3285)	75% (3718)	75% (3718)	0% (1)	0% (0)	25% (1225)

**Attempted the exam:** Number of graduates that make at least one attempt at the exam.  
**First attempt pass:** Number and percent of those who attempt the exam that pass on the first attempt.  
**Cumulative pass within 3 attempts:** Number and percent of those who attempt the exam who pass on the first, second, or third attempt.  
**Cumulative pass within 6 attempts:** Number and percent of those who attempt the exam who pass on the first, second, third, fourth, fifth, or sixth attempt.  
**Failed all 6 attempts:** Number and percent of those who fail the exam six times.  
**Eligible for retest:** Number and percent of those who failed their last attempt, but remain eligible for retest (less than six attempts, less than two years from course completion.)  
**Did not complete within 2 years:** Number and percent of those who fail their last attempt and are no longer eligible for retest (more than two years from course completion.)



# Emergency Medical Science (2015)

Johnson County Community College – Emergency Medical Responder (EMR) Graduates

## Data Tables 2015

Pass/Fail Report [SEARCH](#)

✉

**Report Date:** 3/5/2020 11:29:25 AM  
**Report Type:** Program Report (KS-007)  
**Registration Level:** EMR  
**Course Completion Date:** 1st Quarter 2015 to 4th Quarter 2015  
**Training Program:** Johnson County Community College (KS-007)

[View Legend](#) | [Printer-Friendly Version](#)

[Show All](#) | [Show Only Percentages](#) | [Show Only Numbers](#)

The results of your report request are as follows:

Attempted The Exam	First Attempt Pass	Cumulative Pass Within 3 Attempts	Cumulative Pass Within 6 Attempts	Failed All 6 Attempts	Eligible For Retest	Did Not Complete Within 2 Years
14	71% (10)	79% (11)	79% (11)	0% (0)	0% (0)	21% (3)

**Attempted the exam:** Number of graduates that make at least one attempt at the exam.  
**First attempt pass:** Number and percent of those who attempt the exam that pass on the first attempt.  
**Cumulative pass within 3 attempts:** Number and percent of those who attempt the exam who pass on the first, second, or third attempt.  
**Cumulative pass within 6 attempts:** Number and percent of those who attempt the exam who pass on the first, second, third, fourth, fifth, or sixth attempt.  
**Failed all 6 attempts:** Number and percent of those who fail the exam six times.  
**Eligible for retest:** Number and percent of those who failed their last attempt, but remain eligible for retest (less than six attempts, less than two years from course completion.)  
**Did not complete within 2 years:** Number and percent of those who fail their last attempt and are no longer eligible for retest (more than two years from course completion.)

Pass/Fail Report [SEARCH](#)

✉

**Report Date:** 3/5/2020 11:31:28 AM  
**Report Type:** National Report  
**Registration Level:** EMR  
**Course Completion Date:** 1st Quarter 2015 to 4th Quarter 2015  
**Training Program:** All

[View Legend](#) | [Printer-Friendly Version](#)

[Show All](#) | [Show Only Percentages](#) | [Show Only Numbers](#)

The results of your report request are as follows:

Attempted The Exam	First Attempt Pass	Cumulative Pass Within 3 Attempts	Cumulative Pass Within 6 Attempts	Failed All 6 Attempts	Eligible For Retest	Did Not Complete Within 2 Years
4413	68% (2996)	76% (3348)	76% (3348)	0% (0)	0% (0)	24% (1065)

**Attempted the exam:** Number of graduates that make at least one attempt at the exam.  
**First attempt pass:** Number and percent of those who attempt the exam that pass on the first attempt.  
**Cumulative pass within 3 attempts:** Number and percent of those who attempt the exam who pass on the first, second, or third attempt.  
**Cumulative pass within 6 attempts:** Number and percent of those who attempt the exam who pass on the first, second, third, fourth, fifth, or sixth attempt.  
**Failed all 6 attempts:** Number and percent of those who fail the exam six times.  
**Eligible for retest:** Number and percent of those who failed their last attempt, but remain eligible for retest (less than six attempts, less than two years from course completion.)  
**Did not complete within 2 years:** Number and percent of those who fail their last attempt and are no longer eligible for retest (more than two years from course completion.)



# Emergency Medical Science (2015)

Johnson County Community College – Emergency Medical Responder (EMR) Graduates

## Sources

The National Registry Data Dashboard. In *The National Registry*. Retrieved 15 March 2021, from <https://www.nremt.org/rwd/public/data/maps>

The National Registry Data Reports. In *The National Registry*. Retrieved 15 March 2021, from [https://www.nremt.org/nremt/EMS\\_Ed/emsEdPassFailCognitive.asp](https://www.nremt.org/nremt/EMS_Ed/emsEdPassFailCognitive.asp)