



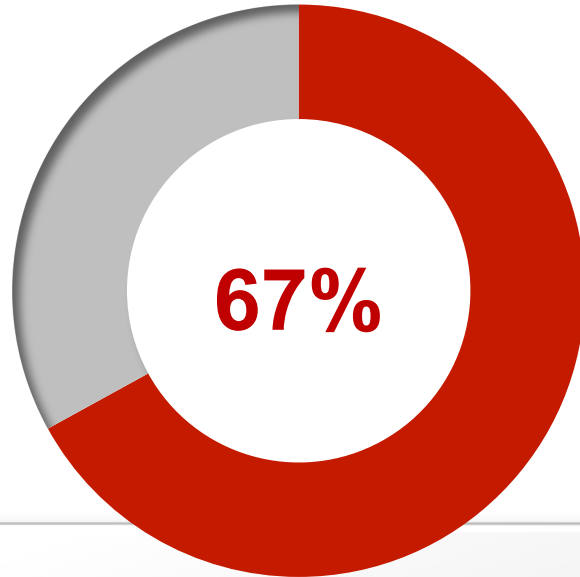
Emergency Medical Science (2022)

Johnson County Community College – Emergency Medical Responder (EMR) Graduates

1st Attempt Pass Rate Comparison

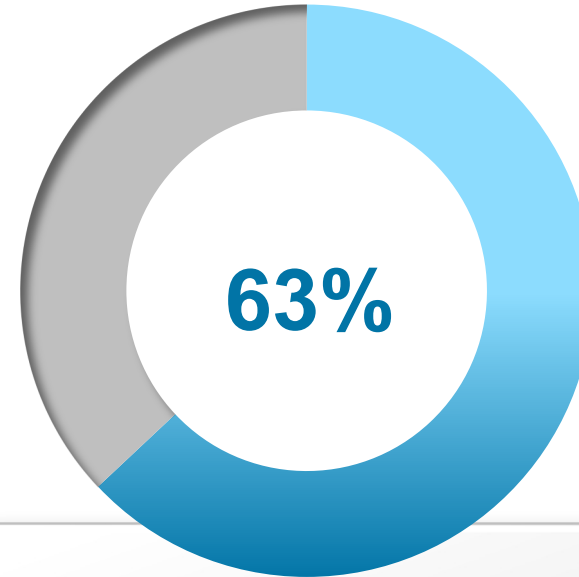


JCCC EMS



JCCC 1st Attempt Pass
NREMT EMR Cognitive
Exam

National EMR



1st Attempt Pass
NREMT EMR Cognitive
Exam All Programs

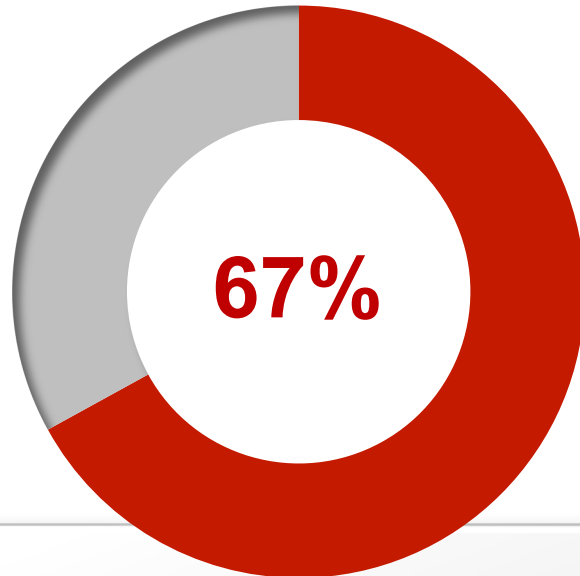


Emergency Medical Science (2022)

Johnson County Community College – Emergency Medical Responder (EMR) Graduates
Cumulative 3rd Attempt Pass Rate Comparison

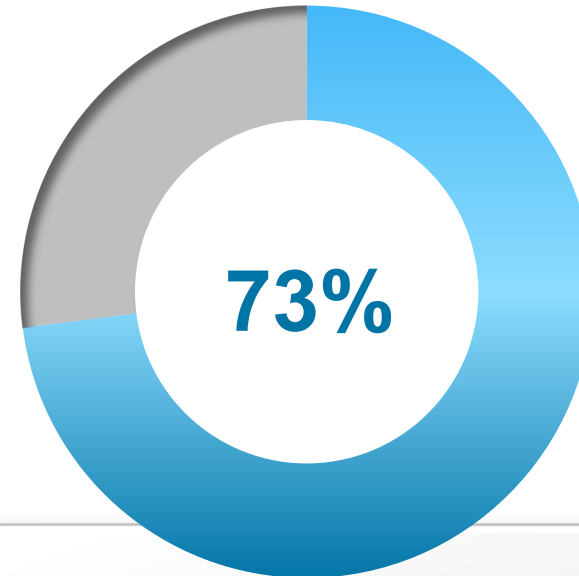


JCCC EMS



JCCC Cumulative
3rd Attempt Pass
NREMT EMR
Cognitive Exam

National EMR



Cumulative 3rd Attempt
Pass
NREMT EMR Cognitive
Exam All Programs

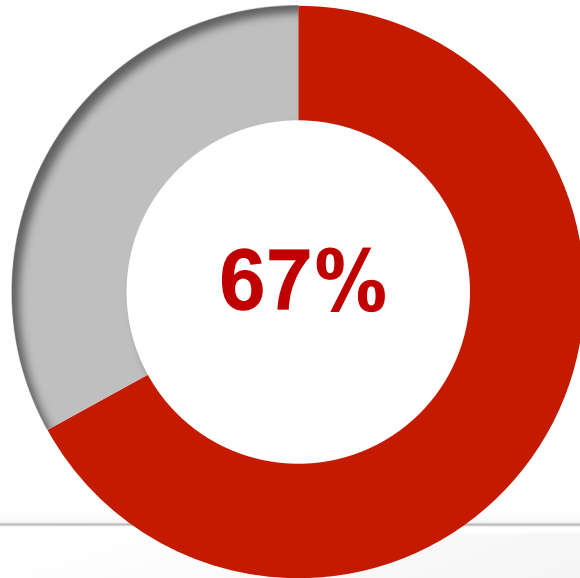


Emergency Medical Science (2022)

Johnson County Community College – Emergency Medical Responder (EMR) Graduates
Cumulative 6th Attempt Pass Rate Comparison

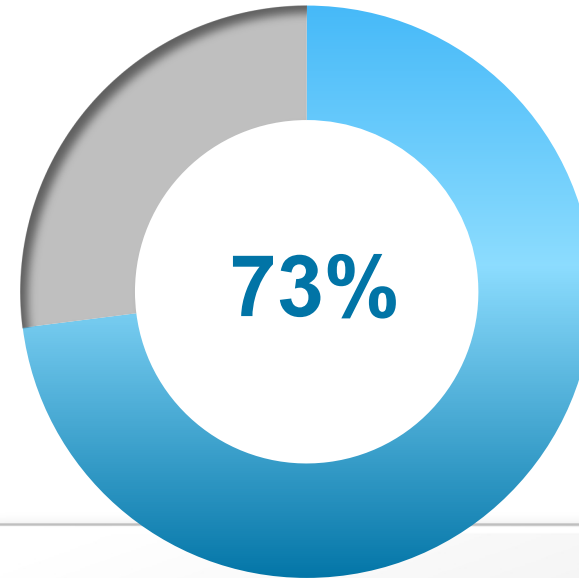


JCCC EMS



JCCC Cumulative
6th Attempt Pass
NREMT EMR
Cognitive Exam

National EMR

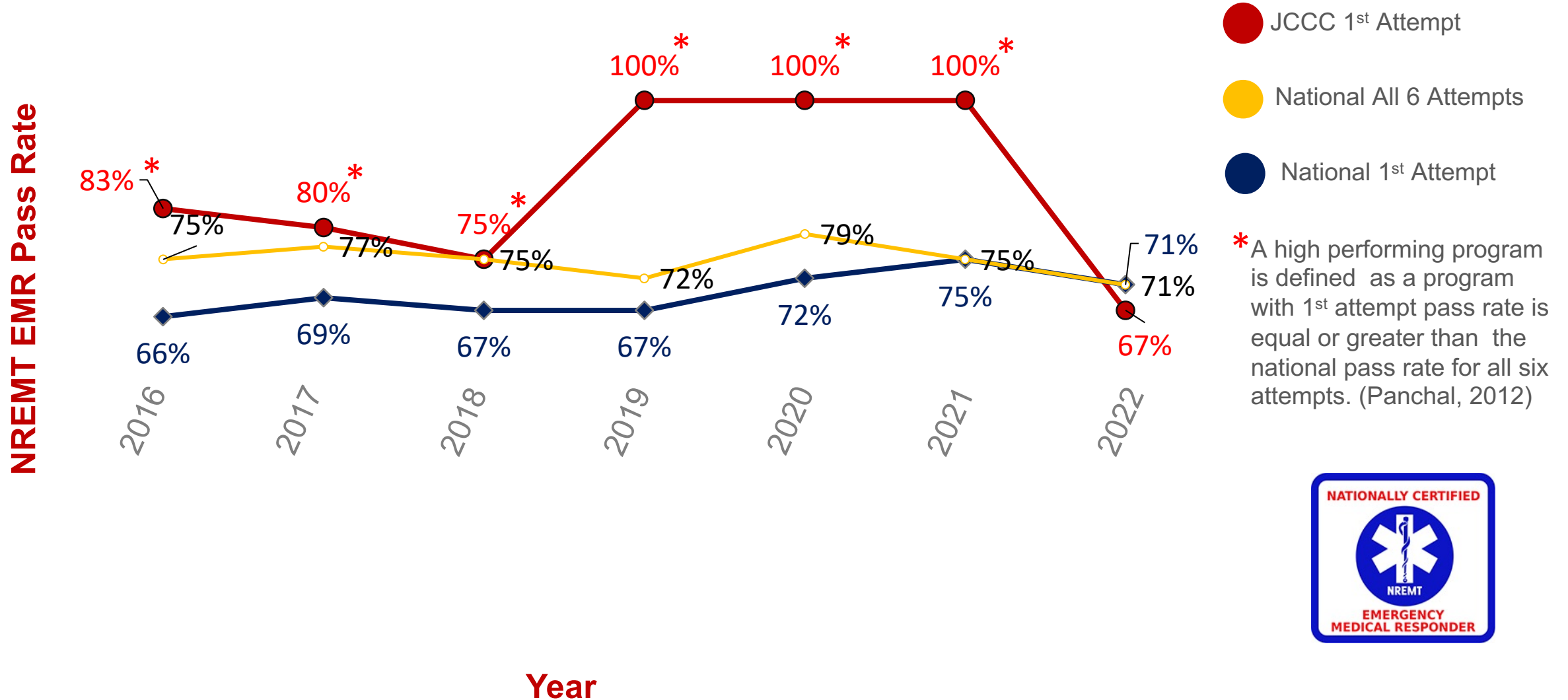


Cumulative 6th Attempt
Pass
NREMT EMR Cognitive
Exam All Programs



Emergency Medical Science (2016-2022)

Johnson County Community College – Emergency Medical Responder (EMR) Graduates
1st Attempt Pass Rate Comparison

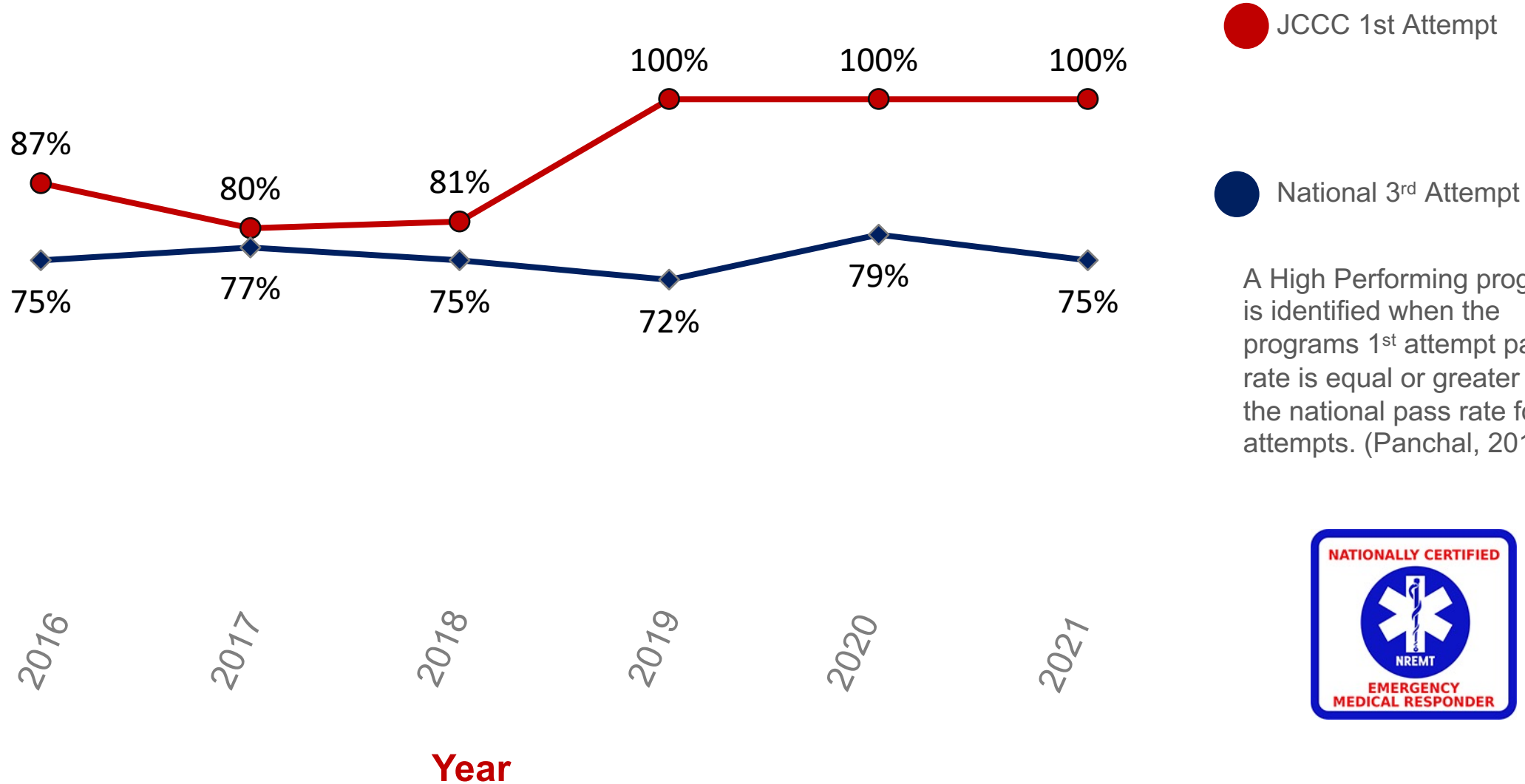




Emergency Medical Science (2016-2021)

Johnson County Community College – Emergency Medical Responder (EMR) Graduates
3rd Attempt Pass Rate Comparison

NREMT EMR Pass Rate



- JCCC 1st Attempt
- National 3rd Attempt

A High Performing program is identified when the programs 1st attempt pass rate is equal or greater than the national pass rate for all attempts. (Panchal, 2012)

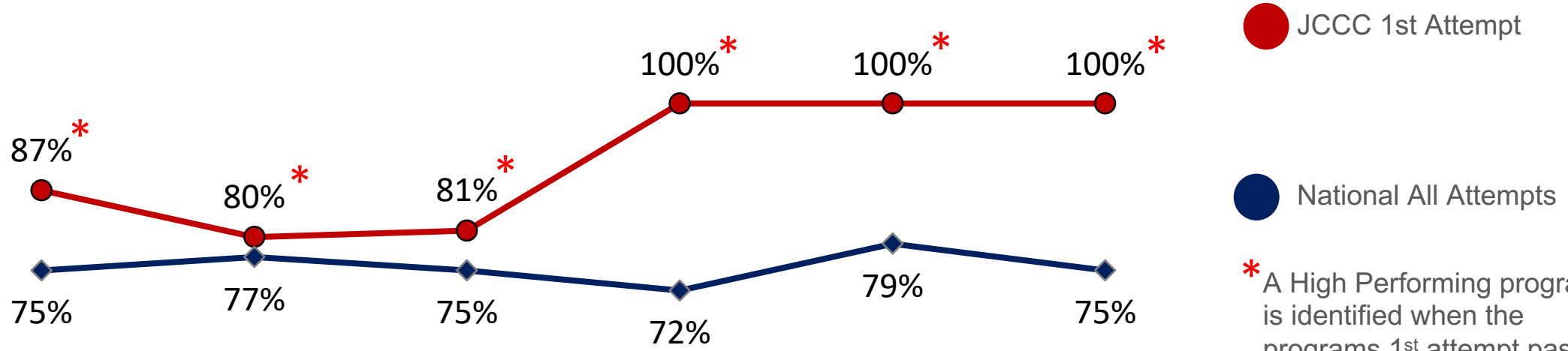




Emergency Medical Science (2016-2021)

Johnson County Community College – Emergency Medical Responder (EMR) Graduates
6th Attempt Pass Rate Comparison

NREMT EMR Pass Rate



● JCCC 1st Attempt

● National All Attempts

* A High Performing program is identified when the programs 1st attempt pass rate is equal or greater than the national pass rate for all attempts. (Panchal, 2012)



Year



Emergency Medical Science (2022)

Johnson County Community College – Emergency Medical Responder (EMR) Graduates Data Tables 2022

Report Date: 2/27/2023 11:09:29 AM
Report Type: Program Report (KS-007)
Registration Level: EMR
Course Completion Date: 1st Quarter 2022 to 4th Quarter 2022
Training Program: Johnson County Community College (KS-007)

[View Legend](#) | [Printer-Friendly Version](#)

[Show All](#) | [Show Only Percentages](#) | [Show Only Numbers](#)

The results of your report request are as follows:

Attempted The Exam	First Attempt Pass	Cumulative Pass Within 3 Attempts	Cumulative Pass Within 6 Attempts	Failed All 6 Attempts	Eligible For Retest	Did Not Complete Within 2 Years
2	50% (1)	50% (1)	50% (1)	0% (0)	50% (1)	0% (0)

Attempted the exam: Number of graduates that make at least one attempt at the exam.

First attempt pass: Number and percent of those who attempt the exam that pass on the first attempt.

Cumulative pass within 3 attempts: Number and percent of those who attempt the exam who pass on the first, second, or third attempt.

Cumulative pass within 6 attempts: Number and percent of those who attempt the exam who pass on the first, second, third, fourth, fifth, or sixth attempt.

Failed all 6 attempts: Number and percent of those who fail the exam six times.

Eligible for retest: Number and percent of those who failed their last attempt, but remain eligible for retest (less than six attempts, less than two years from course completion.)

Did not complete within 2 years: Number and percent of those who fail their last attempt and are no longer eligible for retest (more than two years from course completion.)

Pass/Fail Report

[SEARCH](#)



Report Date: 5/1/2023 1:14:36 PM
Report Type: National Report
Registration Level: EMR
Course Completion Date: 1st Quarter 2022 to 4th Quarter 2022
Training Program: All

[View Legend](#) | [Printer-Friendly Version](#)

[Show All](#) | [Show Only Percentages](#) | [Show Only Numbers](#)

The results of your report request are as follows:

Attempted The Exam	First Attempt Pass	Cumulative Pass Within 3 Attempts	Cumulative Pass Within 6 Attempts	Failed All 6 Attempts	Eligible For Retest	Did Not Complete Within 2 Years
7646	63% (4813)	73% (5558)	73% (5563)	0% (0)	27% (2083)	0% (0)

Attempted the exam: Number of graduates that make at least one attempt at the exam.

First attempt pass: Number and percent of those who attempt the exam that pass on the first attempt.

Cumulative pass within 3 attempts: Number and percent of those who attempt the exam who pass on the first, second, or third attempt.

Cumulative pass within 6 attempts: Number and percent of those who attempt the exam who pass on the first, second, third, fourth, fifth, or sixth attempt.

Failed all 6 attempts: Number and percent of those who fail the exam six times.

Eligible for retest: Number and percent of those who failed their last attempt, but remain eligible for retest (less than six attempts, less than two years from course completion.)

Did not complete within 2 years: Number and percent of those who fail their last attempt and are no longer eligible for retest (more than two years from course completion.)



Emergency Medical Science (2021)

Johnson County Community College – Emergency Medical Responder (EMR) Graduates Data Tables 2021

Pass/Fail Report SEARCH

Report Date: 4/21/2022 11:15:52 AM
Report Type: Program Report (KS-007)
Registration Level: EMR
Course Completion Date: 1st Quarter 2021 to 4th Quarter 2021
Training Program: Johnson County Community College (KS-007)

[View Legend](#) | [Printer-Friendly Version](#)

[Show All](#) | [Show Only Percentages](#) | [Show Only Numbers](#)

The results of your report request are as follows:

Attempted The Exam	First Attempt Pass	Cumulative Pass Within 3 Attempts	Cumulative Pass Within 6 Attempts	Failed All 6 Attempts	Eligible For Retest	Did Not Complete Within 2 Years
3	100% (3)	100% (3)	100% (3)	0% (0)	0% (0)	0% (0)

Attempted the exam: Number of graduates that make at least one attempt at the exam.
First attempt pass: Number and percent of those who attempt the exam that pass on the first attempt.
Cumulative pass within 3 attempts: Number and percent of those who attempt the exam who pass on the first, second, or third attempt.
Cumulative pass within 6 attempts: Number and percent of those who attempt the exam who pass on the first, second, third, fourth, fifth, or sixth attempt.
Failed all 6 attempts: Number and percent of those who fail the exam six times.
Eligible for retest: Number and percent of those who failed their last attempt, but remain eligible for retest (less than six attempts, less than two years from course completion.)
Did not complete within 2 years: Number and percent of those who fail their last attempt and are no longer eligible for retest (more than two years from course completion.)

Pass/Fail Report SEARCH

Report Date: 4/21/2022 11:16:40 AM
Report Type: National Report
Registration Level: EMR
Course Completion Date: 1st Quarter 2021 to 4th Quarter 2021
Training Program: All

[View Legend](#) | [Printer-Friendly Version](#)

[Show All](#) | [Show Only Percentages](#) | [Show Only Numbers](#)

The results of your report request are as follows:

Attempted The Exam	First Attempt Pass	Cumulative Pass Within 3 Attempts	Cumulative Pass Within 6 Attempts	Failed All 6 Attempts	Eligible For Retest	Did Not Complete Within 2 Years
4574	67% (3081)	75% (3410)	75% (3411)	0% (0)	25% (1163)	0% (0)

Attempted the exam: Number of graduates that make at least one attempt at the exam.
First attempt pass: Number and percent of those who attempt the exam that pass on the first attempt.
Cumulative pass within 3 attempts: Number and percent of those who attempt the exam who pass on the first, second, or third attempt.
Cumulative pass within 6 attempts: Number and percent of those who attempt the exam who pass on the first, second, third, fourth, fifth, or sixth attempt.
Failed all 6 attempts: Number and percent of those who fail the exam six times.
Eligible for retest: Number and percent of those who failed their last attempt, but remain eligible for retest (less than six attempts, less than two years from course completion.)
Did not complete within 2 years: Number and percent of those who fail their last attempt and are no longer eligible for retest (more than two years from course completion.)



Emergency Medical Science (2020)

Johnson County Community College – Emergency Medical Responder (EMR) Graduates Data Tables 2020

Pass/Fail Report

SEARCH



Report Date: 3/15/2021 1:30:54 PM
Report Type: Program Report (KS-007)
Registration Level: EMR
Course Completion Date: 1st Quarter 2020 to 4th Quarter 2020
Training Program: Johnson County Community College (KS-007)

[View Legend](#) | [Printer-Friendly Version](#)

[Show All](#) | [Show Only Percentages](#) | [Show Only Numbers](#)

The results of your report request are as follows:

Attempted The Exam	First Attempt Pass	Cumulative Pass Within 3 Attempts	Cumulative Pass Within 6 Attempts	Failed All 6 Attempts	Eligible For Retest	Did Not Complete Within 2 Years
1	100% (1)	100% (1)	100% (1)	0% (0)	0% (0)	0% (0)

Attempted the exam: Number of graduates that make at least one attempt at the exam.
First attempt pass: Number and percent of those who attempt the exam that pass on the first attempt.
Cumulative pass within 3 attempts: Number and percent of those who attempt the exam who pass on the first, second, or third attempt.
Cumulative pass within 6 attempts: Number and percent of those who attempt the exam who pass on the first, second, third, fourth, fifth, or sixth attempt.
Failed all 6 attempts: Number and percent of those who fail the exam six times.
Eligible for retest: Number and percent of those who failed their last attempt, but remain eligible for retest (less than six attempts, less than two years from course completion.)
Did not complete within 2 years: Number and percent of those who fail their last attempt and are no longer eligible for retest (more than two years from course completion.)

Pass/Fail Report

SEARCH



Report Date: 3/15/2021 1:32:50 PM
Report Type: National Report
Registration Level: EMR
Course Completion Date: 1st Quarter 2020 to 4th Quarter 2020
Training Program: All

[View Legend](#) | [Printer-Friendly Version](#)

[Show All](#) | [Show Only Percentages](#) | [Show Only Numbers](#)

The results of your report request are as follows:

Attempted The Exam	First Attempt Pass	Cumulative Pass Within 3 Attempts	Cumulative Pass Within 6 Attempts	Failed All 6 Attempts	Eligible For Retest	Did Not Complete Within 2 Years
2471	72% (1784)	79% (1951)	79% (1952)	0% (0)	21% (519)	0% (0)

Attempted the exam: Number of graduates that make at least one attempt at the exam.
First attempt pass: Number and percent of those who attempt the exam that pass on the first attempt.
Cumulative pass within 3 attempts: Number and percent of those who attempt the exam who pass on the first, second, or third attempt.
Cumulative pass within 6 attempts: Number and percent of those who attempt the exam who pass on the first, second, third, fourth, fifth, or sixth attempt.
Failed all 6 attempts: Number and percent of those who fail the exam six times.
Eligible for retest: Number and percent of those who failed their last attempt, but remain eligible for retest (less than six attempts, less than two years from course completion.)
Did not complete within 2 years: Number and percent of those who fail their last attempt and are no longer eligible for retest (more than two years from course completion.)



Emergency Medical Science (2019)

Johnson County Community College – Emergency Medical Responder (EMR) Graduates

Data Tables 2019

Pass/Fail Report [SEARCH](#)

✉

Report Date: 3/2/2020 12:00:56 PM
Report Type: Program Report (KS-007)
Registration Level: EMR
Course Completion Date: 1st Quarter 2019 to 4th Quarter 2019
Training Program: Johnson County Community College (KS-007)

[View Legend](#) | [Printer-Friendly Version](#)

[Show All](#) | [Show Only Percentages](#) | [Show Only Numbers](#)

The results of your report request are as follows:

Attempted The Exam	First Attempt Pass	Cumulative Pass Within 3 Attempts	Cumulative Pass Within 6 Attempts	Failed All 6 Attempts	Eligible For Retest	Did Not Complete Within 2 Years
6	100% (6)	100% (6)	100% (6)	0% (0)	0% (0)	0% (0)

Attempted the exam: Number of graduates that make at least one attempt at the exam.
First attempt pass: Number and percent of those who attempt the exam that pass on the first attempt.
Cumulative pass within 3 attempts: Number and percent of those who attempt the exam who pass on the first, second, or third attempt.
Cumulative pass within 6 attempts: Number and percent of those who attempt the exam who pass on the first, second, third, fourth, fifth, or sixth attempt.
Failed all 6 attempts: Number and percent of those who fail the exam six times.
Eligible for retest: Number and percent of those who failed their last attempt, but remain eligible for retest (less than six attempts, less than two years from course completion.)
Did not complete within 2 years: Number and percent of those who fail their last attempt and are no longer eligible for retest (more than two years from course completion.)

Pass/Fail Report [SEARCH](#)

✉

Report Date: 3/2/2020 12:01:41 PM
Report Type: National Report
Registration Level: EMR
Course Completion Date: 1st Quarter 2019 to 4th Quarter 2019
Training Program: All

[View Legend](#) | [Printer-Friendly Version](#)

[Show All](#) | [Show Only Percentages](#) | [Show Only Numbers](#)

The results of your report request are as follows:

Attempted The Exam	First Attempt Pass	Cumulative Pass Within 3 Attempts	Cumulative Pass Within 6 Attempts	Failed All 6 Attempts	Eligible For Retest	Did Not Complete Within 2 Years
4320	67% (2880)	72% (3109)	72% (3110)	0% (0)	28% (1210)	0% (0)

Attempted the exam: Number of graduates that make at least one attempt at the exam.
First attempt pass: Number and percent of those who attempt the exam that pass on the first attempt.
Cumulative pass within 3 attempts: Number and percent of those who attempt the exam who pass on the first, second, or third attempt.
Cumulative pass within 6 attempts: Number and percent of those who attempt the exam who pass on the first, second, third, fourth, fifth, or sixth attempt.
Failed all 6 attempts: Number and percent of those who fail the exam six times.
Eligible for retest: Number and percent of those who failed their last attempt, but remain eligible for retest (less than six attempts, less than two years from course completion.)
Did not complete within 2 years: Number and percent of those who fail their last attempt and are no longer eligible for retest (more than two years from course completion.)



Emergency Medical Science (2018)

Johnson County Community College – Emergency Medical Responder (EMR) Graduates

Data Tables 2018

Pass/Fail Report [SEARCH](#)

✉

Report Date: 3/5/2020 11:38:27 AM
Report Type: Program Report (KS-007)
Registration Level: EMR
Course Completion Date: 1st Quarter 2018 to 4th Quarter 2018
Training Program: Johnson County Community College (KS-007)

[View Legend](#) | [Printer-Friendly Version](#)

[Show All](#) | [Show Only Percentages](#) | [Show Only Numbers](#)

The results of your report request are as follows:

Attempted The Exam	First Attempt Pass	Cumulative Pass Within 3 Attempts	Cumulative Pass Within 6 Attempts	Failed All 6 Attempts	Eligible For Retest	Did Not Complete Within 2 Years
16	75% (12)	81% (13)	81% (13)	0% (0)	19% (3)	0% (0)

Attempted the exam: Number of graduates that make at least one attempt at the exam.
First attempt pass: Number and percent of those who attempt the exam that pass on the first attempt.
Cumulative pass within 3 attempts: Number and percent of those who attempt the exam who pass on the first, second, or third attempt.
Cumulative pass within 6 attempts: Number and percent of those who attempt the exam who pass on the first, second, third, fourth, fifth, or sixth attempt.
Failed all 6 attempts: Number and percent of those who fail the exam six times.
Eligible for retest: Number and percent of those who failed their last attempt, but remain eligible for retest (less than six attempts, less than two years from course completion.)
Did not complete within 2 years: Number and percent of those who fail their last attempt and are no longer eligible for retest (more than two years from course completion.)

Pass/Fail Report [SEARCH](#)

✉

Report Date: 3/5/2020 12:37:31 PM
Report Type: National Report
Registration Level: EMR
Course Completion Date: 1st Quarter 2018
Training Program: All

[View Legend](#) | [Printer-Friendly Version](#)

[Show All](#) | [Show Only Percentages](#) | [Show Only Numbers](#)

The results of your report request are as follows:

Attempted The Exam	First Attempt Pass	Cumulative Pass Within 3 Attempts	Cumulative Pass Within 6 Attempts	Failed All 6 Attempts	Eligible For Retest	Did Not Complete Within 2 Years
1053	67% (709)	75% (787)	75% (787)	0% (0)	0% (0)	25% (266)

Attempted the exam: Number of graduates that make at least one attempt at the exam.
First attempt pass: Number and percent of those who attempt the exam that pass on the first attempt.
Cumulative pass within 3 attempts: Number and percent of those who attempt the exam who pass on the first, second, or third attempt.
Cumulative pass within 6 attempts: Number and percent of those who attempt the exam who pass on the first, second, third, fourth, fifth, or sixth attempt.
Failed all 6 attempts: Number and percent of those who fail the exam six times.
Eligible for retest: Number and percent of those who failed their last attempt, but remain eligible for retest (less than six attempts, less than two years from course completion.)
Did not complete within 2 years: Number and percent of those who fail their last attempt and are no longer eligible for retest (more than two years from course completion.)



Emergency Medical Science (2017)

Johnson County Community College – Emergency Medical Responder (EMR) Graduates

Data Tables 2017

Pass/Fail Report [SEARCH](#)

✉

Report Date: 3/5/2020 11:37:50 AM
Report Type: Program Report (KS-007)
Registration Level: EMR
Course Completion Date: 1st Quarter 2017 to 4th Quarter 2017
Training Program: Johnson County Community College (KS-007)

[View Legend](#) | [Printer-Friendly Version](#)

[Show All](#) | [Show Only Percentages](#) | [Show Only Numbers](#)

The results of your report request are as follows:

Attempted The Exam	First Attempt Pass	Cumulative Pass Within 3 Attempts	Cumulative Pass Within 6 Attempts	Failed All 6 Attempts	Eligible For Retest	Did Not Complete Within 2 Years
10	80% (8)	80% (8)	80% (8)	0% (0)	0% (0)	20% (2)

Attempted the exam: Number of graduates that make at least one attempt at the exam.
First attempt pass: Number and percent of those who attempt the exam that pass on the first attempt.
Cumulative pass within 3 attempts: Number and percent of those who attempt the exam who pass on the first, second, or third attempt.
Cumulative pass within 6 attempts: Number and percent of those who attempt the exam who pass on the first, second, third, fourth, fifth, or sixth attempt.
Failed all 6 attempts: Number and percent of those who fail the exam six times.
Eligible for retest: Number and percent of those who failed their last attempt, but remain eligible for retest (less than six attempts, less than two years from course completion.)
Did not complete within 2 years: Number and percent of those who fail their last attempt and are no longer eligible for retest (more than two years from course completion.)

Pass/Fail Report [SEARCH](#)

✉

Report Date: 3/5/2020 11:36:33 AM
Report Type: National Report
Registration Level: EMR
Course Completion Date: 1st Quarter 2017 to 4th Quarter 2017
Training Program: All

[View Legend](#) | [Printer-Friendly Version](#)

[Show All](#) | [Show Only Percentages](#) | [Show Only Numbers](#)

The results of your report request are as follows:

Attempted The Exam	First Attempt Pass	Cumulative Pass Within 3 Attempts	Cumulative Pass Within 6 Attempts	Failed All 6 Attempts	Eligible For Retest	Did Not Complete Within 2 Years
4498	69% (3121)	77% (3471)	77% (3471)	0% (1)	0% (0)	23% (1026)

Attempted the exam: Number of graduates that make at least one attempt at the exam.
First attempt pass: Number and percent of those who attempt the exam that pass on the first attempt.
Cumulative pass within 3 attempts: Number and percent of those who attempt the exam who pass on the first, second, or third attempt.
Cumulative pass within 6 attempts: Number and percent of those who attempt the exam who pass on the first, second, third, fourth, fifth, or sixth attempt.
Failed all 6 attempts: Number and percent of those who fail the exam six times.
Eligible for retest: Number and percent of those who failed their last attempt, but remain eligible for retest (less than six attempts, less than two years from course completion.)
Did not complete within 2 years: Number and percent of those who fail their last attempt and are no longer eligible for retest (more than two years from course completion.)



Emergency Medical Science (2016)

Johnson County Community College – Emergency Medical Responder (EMR) Graduates

Data Tables 2016

Pass/Fail Report [SEARCH](#)

✉

Report Date: 3/5/2020 11:34:44 AM
Report Type: Program Report (KS-007)
Registration Level: EMR
Course Completion Date: 1st Quarter 2016 to 4th Quarter 2016
Training Program: Johnson County Community College (KS-007)

[View Legend](#) | [Printer-Friendly Version](#)

[Show All](#) | [Show Only Percentages](#) | [Show Only Numbers](#)

The results of your report request are as follows:

Attempted The Exam	First Attempt Pass	Cumulative Pass Within 3 Attempts	Cumulative Pass Within 6 Attempts	Failed All 6 Attempts	Eligible For Retest	Did Not Complete Within 2 Years
23	83% (19)	87% (20)	87% (20)	0% (0)	0% (0)	13% (3)

Attempted the exam: Number of graduates that make at least one attempt at the exam.
First attempt pass: Number and percent of those who attempt the exam that pass on the first attempt.
Cumulative pass within 3 attempts: Number and percent of those who attempt the exam who pass on the first, second, or third attempt.
Cumulative pass within 6 attempts: Number and percent of those who attempt the exam who pass on the first, second, third, fourth, fifth, or sixth attempt.
Failed all 6 attempts: Number and percent of those who fail the exam six times.
Eligible for retest: Number and percent of those who failed their last attempt, but remain eligible for retest (less than six attempts, less than two years from course completion.)
Did not complete within 2 years: Number and percent of those who fail their last attempt and are no longer eligible for retest (more than two years from course completion.)

Pass/Fail Report [SEARCH](#)

✉

Report Date: 3/5/2020 11:33:23 AM
Report Type: National Report
Registration Level: EMR
Course Completion Date: 1st Quarter 2016 to 4th Quarter 2016
Training Program: All

[View Legend](#) | [Printer-Friendly Version](#)

[Show All](#) | [Show Only Percentages](#) | [Show Only Numbers](#)

The results of your report request are as follows:

Attempted The Exam	First Attempt Pass	Cumulative Pass Within 3 Attempts	Cumulative Pass Within 6 Attempts	Failed All 6 Attempts	Eligible For Retest	Did Not Complete Within 2 Years
4944	66% (3285)	75% (3718)	75% (3718)	0% (1)	0% (0)	25% (1225)

Attempted the exam: Number of graduates that make at least one attempt at the exam.
First attempt pass: Number and percent of those who attempt the exam that pass on the first attempt.
Cumulative pass within 3 attempts: Number and percent of those who attempt the exam who pass on the first, second, or third attempt.
Cumulative pass within 6 attempts: Number and percent of those who attempt the exam who pass on the first, second, third, fourth, fifth, or sixth attempt.
Failed all 6 attempts: Number and percent of those who fail the exam six times.
Eligible for retest: Number and percent of those who failed their last attempt, but remain eligible for retest (less than six attempts, less than two years from course completion.)
Did not complete within 2 years: Number and percent of those who fail their last attempt and are no longer eligible for retest (more than two years from course completion.)



Emergency Medical Science (2015)

Johnson County Community College – Emergency Medical Responder (EMR) Graduates

Sources

The National Registry Data Dashboard. In *The National Registry*. Retrieved, from <https://www.nremt.org/rwd/public/data/maps>

The National Registry Data Reports. In *The National Registry*., from https://www.nremt.org/nremt/EMS_Ed/emsEdPassFailCognitive.asp