



AMERICAN COLLEGE & UNIVERSITY
PRESIDENTS' CLIMATE COMMITMENT

The American College & University Presidents' Climate Commitment

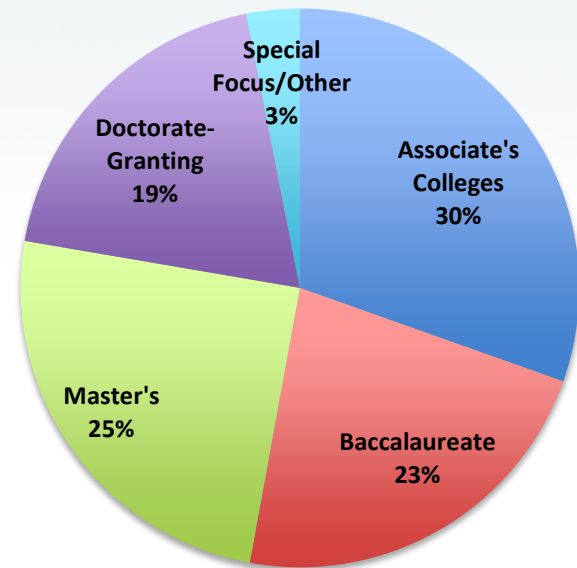
**National Community College
Sustainability Webinar**

March 17, 2014

Brett Pasinella, Second Nature

Overview of the ACUPCC

- **679** active signatory institutions representing 6,467,747 students—approximately one-third of all college and university students in the U.S.
- **2070** Greenhouse Gas (GHG) Inventories, **529** Climate Action Plans, and **351** Progress Reports on the Climate Action Plan completed



The ACUPCC by Carnegie Classifications

*Data retrieved from [ACUPCC Reporting System](#) as of February 2014



ACUPCC Progress Summary

Greenhouse Gas Emissions Reductions

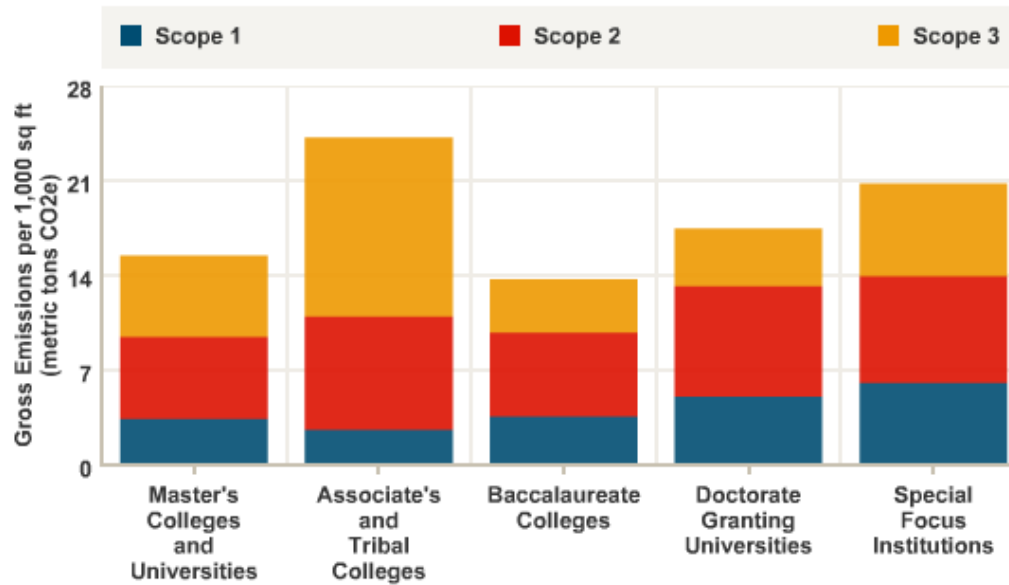
492 institutions have submitted more than one GHG inventory.

- These ACUPCC institutions have reduced cumulative annual CO₂e emissions by **1,702,001 metric tons**
- 286 of these have shown a reduction totaling 2,898,816 metric tons

**Data retrieved from the [September 2013 ACUPCC Progress Summary](#)*

ACUPCC Progress Summary

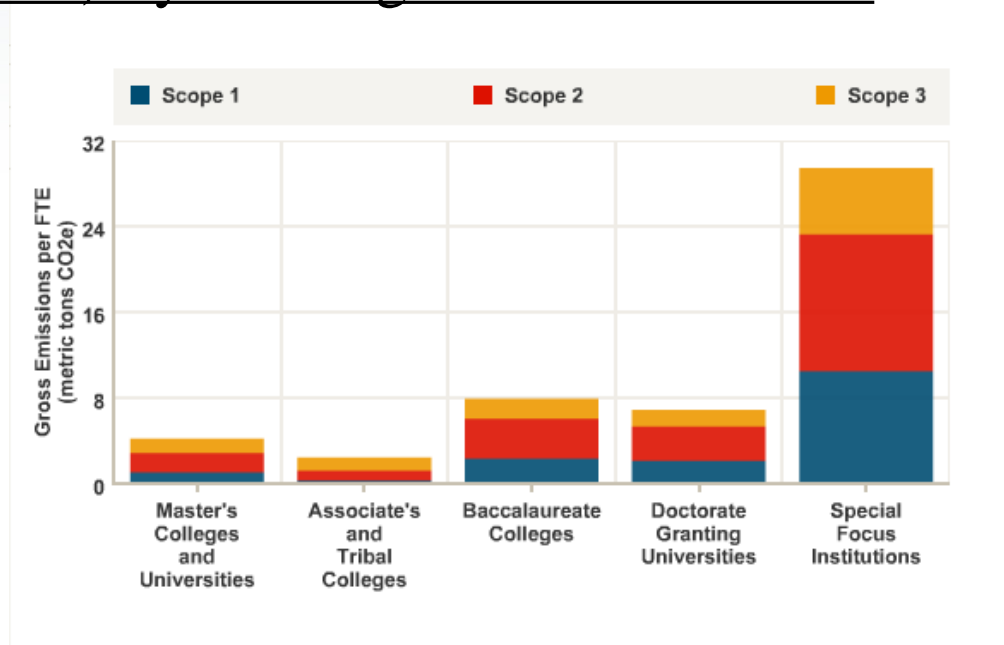
Average Gross Emissions in Metric Tons of CO₂e per 1,000 ft. by Carnegie Classification:



**This graph represents the aggregated data from the most recent submitted GHG inventories. These statistics are updating dynamically in real time. Retrieved from the [ACUPCC Reporting System](#) on February 5, 2014*

ACUPCC Progress Summary

Average Gross Emissions in Metric Tons of CO₂e per Full-time Equivalent (FTE) by Carnegie Classification:



**This graph represents the aggregated data from the most recently submitted GHG inventories. These statistics are updating dynamically in real time. Retrieved from the [ACUPCC Reporting System](#) on February 5, 2014*

ACUPCC Progress Summary

Climate Neutrality

523 institutions (79%) have completed a Climate Action Plan (as of 09/2013) with 23% setting a climate neutrality target date within the next 20 years.

	Associate/ Tribal	Baccalaureate	Master's	Doctorate	Special Focus
By 2018	2	8	2	1	0
By 2023	10	18	9	6	3
By 2028	16	27	14	11	3
By 2033	24	45	33	15	4
By 2038	30	57	42	17	4
By 2043	37	69	52	27	5
By 2050	92	107	108	79	12

*Data retrieved from the [September 2013 ACUPCC Progress Summary](#)



ACUPCC Progress Summary

Financial Savings

Approximately 69% of signatories submitting a Progress Report to date affirmed that their Climate Action Plan has saved their institution money.

- 182 signatories listed savings from implemented projects totaling \$144.9 million
- 58 signatories list savings exceeding \$500,000

**Data retrieved from the [September 2013 ACUPCC Progress Summary](#)*



2014 Kresge Site Visit Program

- ✓ **Overview (and application forms)**
<http://www.campusgreenbuilder.org/capacity-building/kresge-site-visits/about>
- ✓ **Focused on MSIs**
 - ✓ **10 slots available for institutions struggling with ACUPCC reporting**
 - ✓ **5 slots available for new signatories**



ACUPCC Resources

- ✓ **The Second Nature Implementer**
<http://www.secondnature.org/resources/second-nature-implementer>

- ✓ **ACUPCC 101 - How-To Videos**
<http://presidentsclimatecommitment.org/resources/reporting-timeline>

- ✓ **Other ACUPCC Resource
(case studies, webinars, etc.)**
www.presidentsclimatecommitment.org/resources
www.campusgreenbuilder.org

- ✓ **Climate Leadership Awards**
<http://www.secondnature.org/carnegie-classification/associatetribal-college>



Contact

For more information, please contact:

Brett Pasinella

Kresge Implementation Fellow, Second Nature

617-722-0036 ext. 217

bpasinella@secondnature.org

www.secondnature.org

www.presidentsclimatecommitment.org