

---

**JOHNSON COUNTY COMMUNITY  
COLLEGE**

*FINANCIAL STATEMENTS*

*JUNE 30, 2018*

---

## Contents

---

<b>Independent Auditor's Report</b>	1 – 2
<b>Management's Discussion and Analysis</b>	3 – 13
<b>Financial Statements</b>	
Statements of net position	14
Statements of financial position – Johnson County Community College Foundation	15
Statements of revenues, expenses and changes in net position	16
Statements of activities – Johnson County Community College Foundation	17 – 18
Statements of cash flows	19 – 20
Notes to financial statements	21 – 54
<b>Required Supplementary Information</b>	
Schedule of College's proportionate share of the net pension liability	55
Schedule of College's contributions to defined benefit pension plan	56
Schedule of College's net OPEB liability – Medical and Prescription Drug Plan	57
Schedule of College's net OPEB liability – KPERS long-term disability and life insurance benefit plans	58
<b>Supplemental Schedule</b>	
Budgetary expenditures with appropriations (unaudited)	59

---



## Independent Auditors' Report

RubinBrown LLP  
Certified Public Accountants  
& Business Consultants

1200 Main Street  
Suite 1000  
Kansas City, MO 64105

T 816.472.1122  
F 816.472.1065

W [rubinbrown.com](http://rubinbrown.com)  
E [info@rubinbrown.com](mailto:info@rubinbrown.com)

Board of Trustees  
Johnson County Community College  
Overland Park, Kansas

### Report On The Financial Statements

We have audited the accompanying financial statements of the business-type activities and discretely presented component unit of Johnson County Community College (the College) as of and for the years ended June 30, 2018 and 2017, and the related notes to the financial statements, which collectively comprise the College's basic financial statements as listed in the table of contents.

#### *Management's Responsibility For The Financial Statements*

Management is responsible for the preparation and fair presentation of these financial statements in accordance with U.S. generally accepted accounting principles; this includes the design, implementation and maintenance of internal control relevant to the preparation and fair presentation of financial statements that are free from material misstatement, whether due to fraud or error.

#### *Auditors' Responsibility*

Our responsibility is to express an opinion on these financial statements based on our audits. We conducted our audits in accordance with auditing standards generally accepted in the United States of America and the standards applicable to financial audits contained in *Government Auditing Standards*, issued by the Comptroller General of the United States. Those standards require that we plan and perform the audit to obtain reasonable assurance about whether the financial statements are free from material misstatement. The financial statements of Johnson County Community College Foundation were not audited in accordance with *Government Auditing Standards*.

An audit involves performing procedures to obtain audit evidence about the amounts and disclosures in the financial statements. The procedures selected depend on the auditors' judgment, including the assessment of the risks of material misstatement of the financial statements, whether due to fraud or error. In making those risk assessments, the auditor considers internal control relevant to the entity's preparation and fair presentation of the financial statements in order to design audit procedures that are appropriate in the circumstances, but not for the purpose of expressing an opinion on the effectiveness of the entity's internal control. Accordingly, we express no such opinion. An audit also includes evaluating the appropriateness of accounting policies used and the reasonableness of significant accounting estimates made by management, as well as evaluating the overall presentation of the financial statements.

We believe that the audit evidence we have obtained is sufficient and appropriate to provide a basis for our audit opinions.

#### *Opinions*

In our opinion, the financial statements referred to above present fairly, in all material respects, the respective financial position of the business-type activities and discretely presented component unit of Johnson County Community College as of June 30, 2018 and 2017, and the results of its changes in financial position and its cash flows for the years then ended, in accordance with accounting principles generally accepted in the United States of America.

***Emphasis Of Matters***

As discussed in Note 1 to the financial statements, in 2018 Johnson County Community College adopted GASB Statement No. 75, *Accounting and Financial Reporting for Postemployment Benefits Other Than Pensions*, and GASB Statement No. 89, *Accounting for Interest Cost Incurred Before the End of a Construction Period*. Our opinion is not modified with respect to these matters.

***Other Matters***

***Required Supplementary Information***

Accounting principles generally accepted in the United States of America require that the Management's Discussion and Analysis, Schedule of College's Proportionate Share of the Net Pension Liability, Schedule of the College's Contributions to Defined Benefit Pension Plan, Schedule of College's Net OPEB Liability – Medical and Prescription Drug Plan, and Schedule of College's Net OPEB Liability – KPERS Long-term Disability and Life Insurance Benefit Plans on pages 3 - 13, 55, 56, 57, and 58, respectively, be presented to supplement the basic financial statements. Such information, although not a part of the basic financial statements, is required by the Governmental Accounting Standards Board who considers it to be an essential part of financial reporting for placing the basic financial statements in an appropriate operational, economic, or historical context. We have applied certain limited procedures to the required supplementary information in accordance with auditing standards generally accepted in the United States of America, which consisted of inquires of management about the methods of preparing the information and comparing the information for consistency with management's responses to our inquires, the basic financial statements, and other knowledge we obtained during our audit of the basic financial statements. We do not express an opinion or provide any assurance on the information because the limited procedures do not provide us with sufficient evidence to express an opinion or provide any assurance.

***Other Information***

Our audit was conducted for the purpose of forming an opinion on the basic financial statements that collectively comprise Johnson County Community College's basic financial statements. The accompanying supplemental schedule of budgetary expenditures with appropriations, as listed in the table of contents, is presented for purposes of additional analysis and is not a required part of the basic financial statements. Such information has not been subjected to the auditing procedures applied by us in the audit of the basic financial statements, and accordingly, we do not express an opinion or provide any assurance on it.

***Other Reporting Required By Government Auditing Standards***

In accordance with *Government Auditing Standards*, we have also issued our report dated November 8, 2018 on our consideration of Johnson County Community College's internal control over financial reporting and our tests of its compliance with certain provisions of laws, regulations, contracts and grant agreements and other matters. The purpose of that report is to describe the scope of our testing of internal control over financial reporting and compliance and the results of that testing, and not to provide an opinion on the internal control over financial reporting or on compliance. That report is an integral part of an audit performed in accordance with *Government Auditing Standards* in considering Johnson County Community College's internal control over financial reporting and compliance.

*RubinBrown LLP*

November 8, 2018

## **Johnson County Community College**

### **Management's Discussion and Analysis Years Ended June 30, 2018 and 2017**

---

#### **Introduction and Background**

This section of Johnson County Community College's (the College) annual financial report presents management's discussion and analysis (MD&A) of the College's financial activity during the fiscal years ended June 30, 2018 and 2017. This discussion has been prepared by management along with the financial statements and related note disclosures and should be read in conjunction with them. Responsibility for the completeness and fairness of this information rests with the College.

The College prepared the financial statements in accordance with Governmental Accounting Standards Board (GASB) Statement No. 35, *Basic Financial Statements – and Management's Discussion and Analysis – for Public Colleges and Universities*. GASB Statement No. 35 establishes standards for external financial reporting for public colleges and universities and requires that the financial statements be presented to focus on the College as a whole.

As defined by generally accepted accounting principles established by GASB, the financial reporting entity consists of the College, as well as its discretely presented component unit, the Johnson County Community College Foundation.

#### **Using This Annual Report**

The financial statements focus on the College as a whole and are designed to emulate corporate presentation models whereby all College activities are consolidated into one total. The financial statements consist of four primary parts: (1) the statements of net position, (2) statements of revenues, expenses, and changes in net position, (3) statements of cash flow and (4) notes to the financial statements. The financial statements are prepared on the accrual basis of accounting and economic resources measurement focus. Under the accrual basis of accounting, expenses are recorded when incurred, and all revenues are recognized when earned in accordance with generally accepted accounting principles.

The Statement of Net Position is presented in the format where assets plus deferred outflows of resources equal liabilities plus deferred inflows of resources plus net position. Assets and liabilities are presented in order of liquidity and are classified as current (convertible into cash within one year) and non-current. This statement combines and consolidates current financial resources (short-term spendable resources) with long-term capital assets and deferred inflows and outflows of resources. The focus of this statement is to show the overall liquidity and health of the College as of the end of the fiscal year.

The Statement of Revenues, Expenses, and Changes in Net Position focuses on both the gross and net costs of College activities, which are supported substantially by property taxes, state and federal grants and contracts, student tuition and fees, and auxiliary enterprises revenues. This approach is intended to summarize and simplify the user's analysis of the financial results of the various College services to students and the public.

The Statements of Cash Flows disclose net cash provided by or used for operating, non-capital financing, capital and related financing, and investing activities. This statement shows that the College's cash flows are sufficient to pay current liabilities.

The Notes to the Financial Statements are an integral part of the basic statements and describe the College's significant accounting policies. The reader is encouraged to review the notes in conjunction with management's discussion and analysis of the financial statements.

## Johnson County Community College

### Management's Discussion and Analysis Years Ended June 30, 2018 and 2017

#### Financial Highlights

##### Statements of Net Position

The major components of the College's assets, deferred outflows, liabilities, deferred inflows and net position as of June 30, 2018, 2017 and 2016 are as follows (in millions of dollars):

	2018	2017	2016	Change 2018-17	Change 2017-16
<b>ASSETS</b>					
Current assets	\$ 153.1	\$ 135.9	\$ 124.8	\$ 17.2	\$ 11.1
Capital assets, net	148.7	137.7	133.8	11.0	3.9
Other noncurrent assets	51.1	5.3	11.1	45.8	(5.8)
Total Assets	<u>\$ 352.9</u>	<u>\$ 278.9</u>	<u>\$ 269.7</u>	<u>\$ 74.0</u>	<u>\$ 9.2</u>
<b>DEFERRED OUTFLOWS OF RESOURCES</b>					
	<u>\$ 1.2</u>	<u>\$ 0.8</u>	<u>\$ 0.7</u>	<u>\$ 0.4</u>	<u>\$ 0.1</u>
<b>LIABILITIES</b>					
Current liabilities	\$ 21.4	\$ 14.8	\$ 16.9	\$ 6.6	\$ (2.1)
Noncurrent liabilities	82.9	29.0	33.6	53.9	(4.6)
Total Liabilities	<u>\$ 104.3</u>	<u>\$ 43.8</u>	<u>\$ 50.5</u>	<u>\$ 60.5</u>	<u>\$ (6.7)</u>
<b>DEFERRED INFLOWS OF RESOURCES</b>					
	<u>\$ 0.1</u>	<u>\$ 0.1</u>	<u>\$ 0.1</u>	<u>\$ -</u>	<u>\$ -</u>
<b>NET POSITION</b>					
Net investment in capital assets	\$ 117.9	\$ 108.7	\$ 99.5	\$ 9.2	\$ 9.2
Restricted	14.6	16.6	21.8	(2.0)	(5.2)
Unrestricted	117.2	110.5	98.5	6.7	12.0
Total Net Position	<u>\$ 249.7</u>	<u>\$ 235.8</u>	<u>\$ 219.8</u>	<u>\$ 13.9</u>	<u>\$ 16.0</u>

#### **Fiscal Year 2018 Compared to Fiscal Year 2017**

##### **Assets**

Total current assets increased to \$153.1 million as of June 30, 2018 from \$135.9 million as of June 30, 2017, primarily due to a \$16.5 million increase in cash and cash equivalents. This increase is due to favorable operating results.

Capital assets, net of accumulated depreciation, increased by \$11 million during the fiscal year ending June 30, 2018. The total cost value of capital assets increased by \$19.4 million due to various capital improvements to the College's campus connected to the Facilities Master Plan. During fiscal 2018, the major additions to capital assets (accumulated in construction in progress) were related to construction of the new Fine Arts and Design Studios and Career and Technical Education buildings on the campus. Accumulated depreciation increased by \$8.4 million during the current year.

Other noncurrent assets increased to \$51.1 million as of June 30, 2018 from \$5.3 million as of June 30, 2017. This increase was primarily related to the receipt of proceeds from the issuance of the Series 2017

## Johnson County Community College

### Management's Discussion and Analysis Years Ended June 30, 2018 and 2017

---

Certificates of Participation in the amount of \$50 million in October of 2017. The net proceeds from the issuance, plus bond premium, were deposited into a Project Fund which is classified in restricted cash and cash equivalents and in restricted investments on the Statements of Net Position. The Certificates were issued to finance various capital projects on the campus.

Deferred outflows of resources increased by \$0.4 million in the current year. The College recorded approximately \$0.4 million in additional deferred contributions to the Kansas Public Employees Retirement System (KPERS) pension plan associated with certain KPERS retirees employed by the College. The College makes contributions directly to KPERS for the KPERS retirees filling these positions. The balances for these deferred charges will be recognized as pension expense in future years.

During fiscal 2018 the College implemented GASB 75 *Accounting and Financial Reporting for Postemployment Benefits Other Than Pensions*, which required the College to recognize the long-term obligation for benefits under its defined benefit postemployment (OPEB) medical plans as a liability for the first time. Deferred outflows related to OPEB were \$0.2 million as of June 30, 2018. The balances for these deferred charges will be recognized as benefits expense in future years.

Deferred charges on bond refunding decreased by approximately \$0.2 million in the current year as those charges are amortized over the life of the bonds.

#### **Liabilities**

Total current liabilities increased to \$21.4 million as of June 30, 2018 from \$14.8 million as of June 30, 2017. This is primarily due to the \$6 million increase in accounts payable related to amounts due for construction projects.

Total current assets at June 30, 2018 covered current liabilities 7.2 times. This means that for every dollar of current liabilities, the College has \$7.20 in current assets, indicating that the College is capable of funding its current liabilities.

Noncurrent liabilities increased by \$53.9 million in fiscal year 2018 compared to fiscal year 2017. This increase is primarily related to the issuance of the Series 2017 Certificates of Participation in the amount of \$50 million in October of 2017.

#### **Net Position**

Total net position increased by \$13.9 million over prior year, which is primarily due to higher revenues from property taxes. Net Position includes three primary categories: Net Investment in Capital Assets, Restricted, and Unrestricted. The first category, Net Investment in Capital Assets, provides the College's equity in capital assets – the property, plant and equipment owned by the College. The next category is Restricted, which is available for expenditure by the College but must be spent for purposes as specified by donors and/or external entities that have placed purpose restrictions on the use of the assets. The final category, Unrestricted, is not subject to externally imposed stipulations and is available for use by the College for any legal purpose. The College's Unrestricted Net Position increased by \$6.7 million in the current year as a result of the net operating surplus.

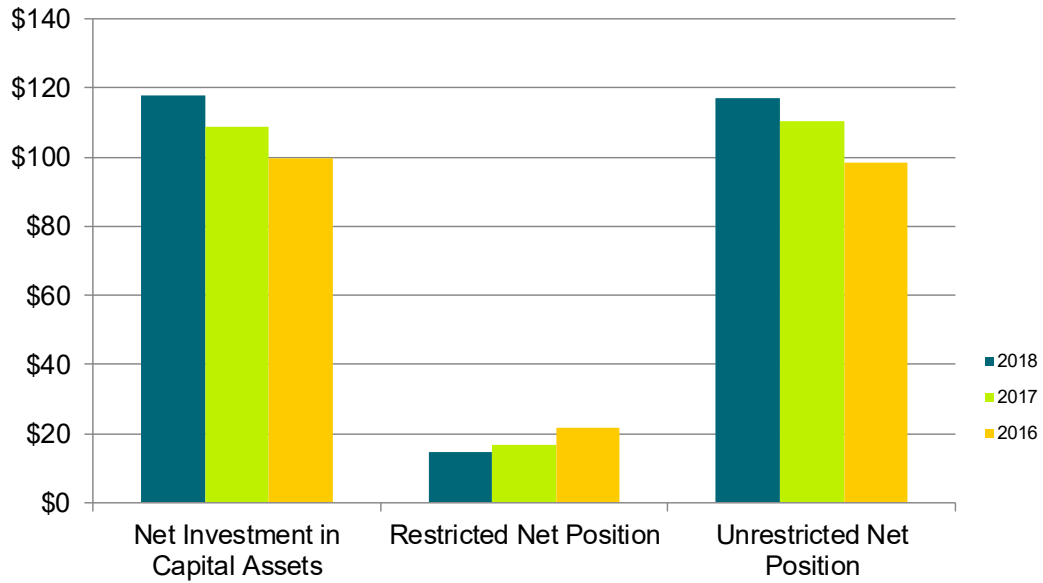
**Johnson County Community College**

**Management's Discussion and Analysis  
Years Ended June 30, 2018 and 2017**

---

**Comparison of Net Position**

The following table presents the comparisons of net investment in capital assets, restricted net position and unrestricted net position for the College for fiscal years 2018, 2017 and 2016 (in millions of dollars):





**Johnson County Community College**

**Management's Discussion and Analysis  
Years Ended June 30, 2018 and 2017**

**Statements of Revenues, Expenses and Changes in Net Position**

The following table presents the statements of revenues, expenses and changes in net position for the College for fiscal years 2018, 2017 and 2016 (in millions of dollars):

	2018	2017	2016	Change 2018-17	Change 2017-16
Operating Revenues					
Student tuition and fees	\$ 34.2	\$ 35.4	\$ 35.0	\$ (1.2)	\$ 0.4
Gifts, grants and contracts	1.1	2.0	2.5	(0.9)	(0.5)
Auxiliary enterprises	9.6	9.9	10.3	(0.3)	(0.4)
Other operating revenues	5.4	5.5	5.7	(0.1)	(0.2)
Total Operating Revenues	\$ 50.3	\$ 52.8	\$ 53.5	\$ (2.5)	\$ (0.7)
Less Operating Expenses	179.6	178.5	179.6	1.1	(1.1)
Operating Income (Loss)	\$(129.3)	\$(125.7)	\$(126.1)	\$ (3.6)	\$ 0.4
Non-Operating Revenues (Expenses)					
County property taxes	\$ 102.6	\$ 96.0	\$ 90.5	\$ 6.6	\$ 5.5
State appropriations	33.0	31.7	32.5	1.3	(0.8)
Gifts, grants and contracts	14.4	14.3	15.4	0.1	(1.1)
Investment & other income	1.7	0.8	0.5	0.9	0.3
Interest on capital asset debt	(2.3)	(1.1)	(1.0)	(1.2)	(0.1)
Total Nonoperating revenues, net	\$ 149.4	\$ 141.7	\$ 137.9	\$ 7.7	\$ 3.8
Increase in Net Position	\$ 20.1	\$ 16.0	\$ 11.8	\$ 4.1	\$ 4.2
Net Position, Beginning of Year	\$ 235.8	\$ 219.8	\$ 208.0	\$ 16.0	\$ 11.8
Prior Period Adjustments	(6.2)	-	-	(6.2)	-
Net Position, Beginning of Year Restated	229.6	-	219.8	229.6	(219.8)
Net Position, End of Year	\$ 249.7	\$ 235.8	\$ 219.8	\$ 13.9	\$ 16.0

**Fiscal Year 2018 Compared to Fiscal Year 2017**

**Revenues**

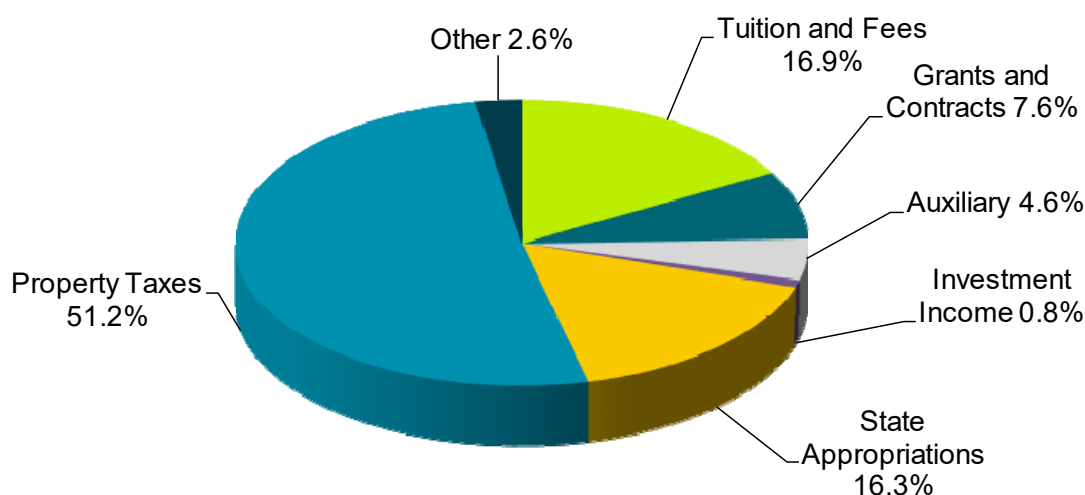
The College's operating and non-operating revenues were \$199.7 million for fiscal 2018, an increase of \$5.2 million from fiscal 2017. The College has three primary revenue sources that accounted for 84% of total revenues in fiscal 2018. Local property taxes continue to be the College's primary revenue source, accounting for \$102.6 million, or 51.2%, of fiscal 2018 total revenues. The second largest source of revenue was student tuition and fees, totaling \$34.2 million, or 16.9%, of total revenues in fiscal 2018. The third largest revenue source, state appropriations, totaled \$33 million and accounted for 16.3% of fiscal 2018 total revenues.

## Johnson County Community College

### Management's Discussion and Analysis Years Ended June 30, 2018 and 2017

---

#### Operating and Non-Operating Revenues June 30, 2018



Operating revenues from student tuition and fees decreased by \$1.2 million in fiscal 2018, primarily due to a decline in student credit hour enrollment. Tuition and fee rates remained the same in fiscal 2018 as in fiscal 2017.

Non-operating revenues increased \$7.7 million from the prior year to \$149.4 million. Revenue from property taxes increased by 7%, or approximately \$6.6 million due to the increase in assessed valuation in Johnson County for the 2017 tax year. The College's tax levy was adjusted slightly by the County from 9.473 mills in 2017 to 9.503 mills in 2018.

Revenue from the state of Kansas was \$33.0 million in fiscal 2018 compared to \$31.7 million in fiscal 2017, an increase of approximately \$1.3 million. Contributions made by the state of Kansas on behalf of the College to KPERS were \$10.3 million in fiscal 2018 compared to \$9.3 million in fiscal 2017, an increase of \$1.0 million. The College records a revenue and expense for the payments made by the State to KPERS. Additionally, state funding for the Excel in Career and Technical Education (CTE) Initiative increased from \$1.6 million in fiscal 2017 to \$2.0 million in fiscal 2018. The College's credit hour state operating grant revenue remained flat at \$20.7 million in both fiscal 2018 and 2017.

Non-operating revenues are presented net of non-operating expenses (interest on capital asset debt), which increased by \$1.2 million in fiscal 2018 related to interest expense on the Series 2017 Certificates of Participation which were issued in October of 2017.

#### Expenses

Total operating expenses for fiscal 2018 were \$179.6 million, an increase of only 1%, or approximately \$1.1 million compared to fiscal 2017.

As previously discussed, the State's KPERS pension contributions, which are included in operating expenses, increased by \$1.0 million in the current year. The state of Kansas makes these contributions on behalf of the College. The College records an expense and revenue for the payments made by the State to KPERS.

## Johnson County Community College

### Management's Discussion and Analysis Years Ended June 30, 2018 and 2017

---

The College's pension expense remained flat at approximately \$0.1 million in fiscal 2018 and 2017. The pension expense is related to adjustment of the net pension liability for certain KPERS retirees that are employed by the College.

Instruction costs, which are the largest component of the College's operating expenses, increased by 2%, or approximately \$1.5 million in fiscal 2018, primarily due to compensation increases provided to faculty.

Plant and maintenance expenses increased to \$13.4 million in fiscal 2018 from \$11.5 million in fiscal 2017, an increase of \$1.9 million. This is primarily due to the various campus capital improvement projects underway during fiscal 2018.

The increase in depreciation expense is consistent with the increase in capital assets in fiscal 2018 as compared to fiscal 2017.

#### Operating Expenses

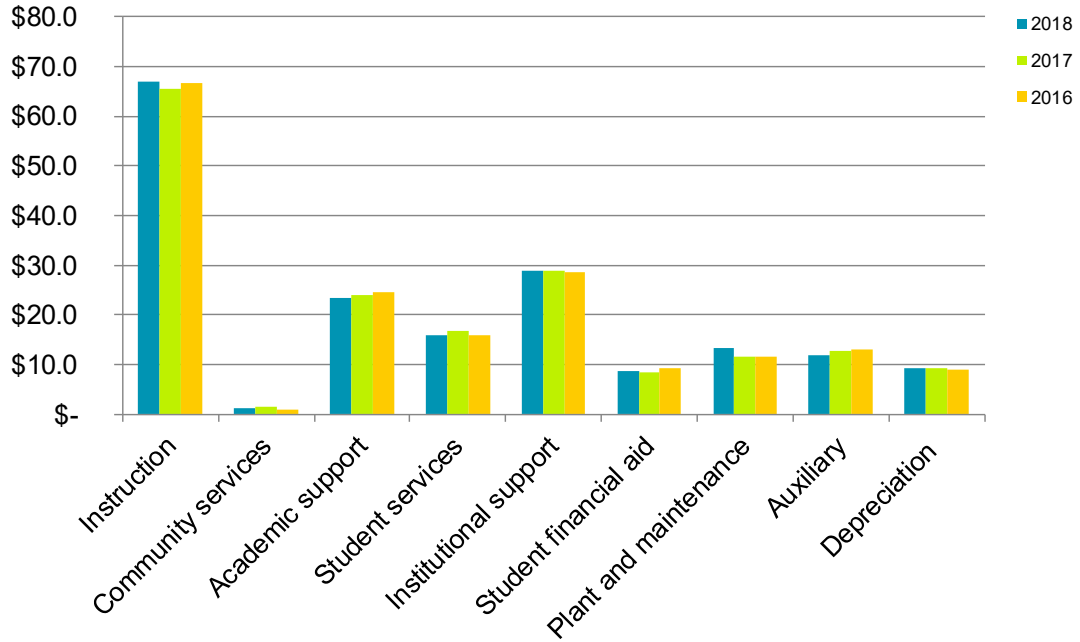
The following table presents the College's operating expenses by function for fiscal years 2018, 2017 and 2016 (in millions of dollars):

	2018	2017	2016	Change 2018-17	Change 2017-16
<b>Operating Expenses</b>					
Instruction	\$ 66.9	\$ 65.4	\$ 66.6	\$ 1.5	\$ (1.2)
Community services	1.3	1.5	0.9	(0.2)	0.6
Academic support	23.3	24.0	24.7	(0.7)	(0.7)
Student services	15.8	16.8	15.9	(1.0)	0.9
Institutional support	28.9	29.0	28.6	(0.1)	0.4
Student financial aid	8.7	8.4	9.2	0.3	(0.8)
Plant and maintenance	13.4	11.5	11.5	1.9	-
Auxiliary	12.0	12.7	13.2	(0.7)	(0.5)
Depreciation	9.3	9.2	9.0	0.1	0.2
<b>Total Operating Expenses</b>	<b>\$ 179.6</b>	<b>\$ 178.5</b>	<b>\$ 179.6</b>	<b>\$ 1.1</b>	<b>\$ (1.1)</b>

**Johnson County Community College**

**Management's Discussion and Analysis  
Years Ended June 30, 2018 and 2017**

**Comparison of Operating Expenses  
Fiscal Years 2018, 2017 and 2016**

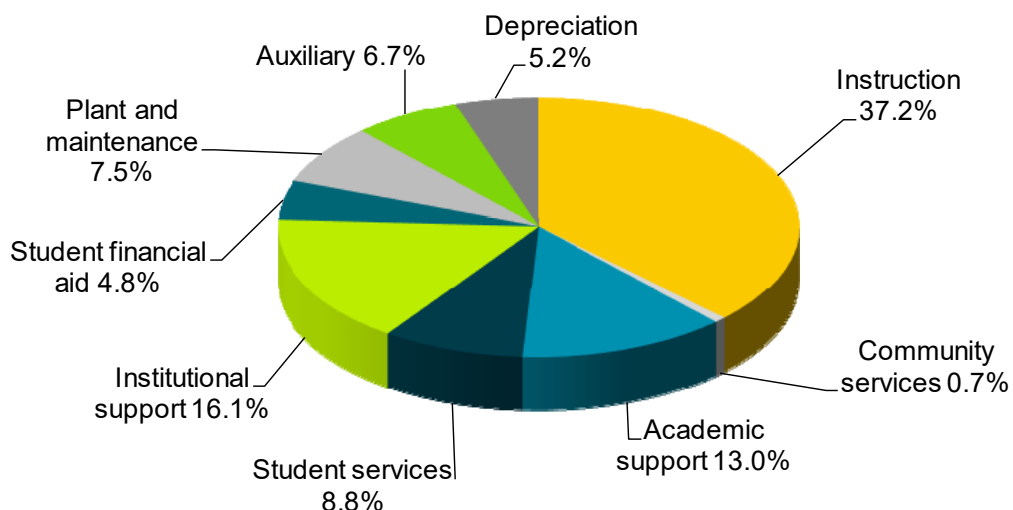


As shown in the charts above, fiscal 2018 Instruction costs were \$66.9 million. This category represents the direct costs associated with teaching students and is the largest component of the College's operating expenses, accounting for 37.2% of the total operating expenses.

**Johnson County Community College**

**Management's Discussion and Analysis  
Years Ended June 30, 2018 and 2017**

**Operating Expenses  
June 30, 2018**



**Statement of Capital Assets and Long-Term Debt**

The College's Capital Assets and Long-Term Debt as of June 30, 2018, 2017 and 2016 were as follows (in millions of dollars):

	2018	2017	2016	Change 2018-17	Change 2017-16
<b>Capital Assets</b>					
Land	\$ 1.0	\$ 1.0	\$ 1.0	\$ -	\$ -
Construction in progress	13.1	-	-	13.1	-
Works of art	3.8	3.8	3.7	-	0.1
Land improvements	39.7	39.0	38.3	0.7	0.7
Buildings and improvements	210.7	206.4	197.1	4.3	9.3
Equipment	30.8	29.5	28.6	1.3	0.9
<b>Total Capital Assets</b>	<b>299.1</b>	<b>279.7</b>	<b>268.7</b>	<b>19.4</b>	<b>11.0</b>
Less accumulated depreciation	150.4	142.0	134.9	8.4	7.1
<b>Net Capital Assets</b>	<b>\$ 148.7</b>	<b>\$ 137.7</b>	<b>\$ 133.8</b>	<b>\$ 11.0</b>	<b>\$ 3.9</b>
	2018	2017	2016	Change 2018-17	Change 2017-16
<b>Long-Term Debt</b>					
Revenue bonds	\$ 15.5	\$ 16.8	\$ 18.0	\$ (1.3)	\$ (1.2)
Certificates of participation	56.7	4.9	6.5	51.8	(1.6)
Loan obligations	-	-	0.7	-	(0.7)
General obligation capital outlay bonds	5.9	7.8	9.7	(1.9)	(1.9)
<b>Total Long-Term Debt</b>	<b>\$ 78.1</b>	<b>\$ 29.5</b>	<b>\$ 34.9</b>	<b>\$ 48.6</b>	<b>\$ (5.4)</b>

## **Johnson County Community College**

### **Management's Discussion and Analysis Years Ended June 30, 2018 and 2017**

---

#### **Fiscal Year 2018 Compared to Fiscal Year 2017**

As of June 30, 2018, the College had \$299.1 million invested in capital assets and \$150.4 million in accumulated depreciation, for total net capital assets of \$148.7 million. Total net capital assets increased by \$11 million in fiscal 2018 due to various capital improvement projects including campus infrastructure and energy upgrades, classroom updates and renovation of the food court.

The College's long-term debt increased by \$48.6 million during fiscal 2018 to \$78.1 million. This was related to the issuance of the Series 2017 Certificates of Participation in the amount of \$50 million. The Certificates were rated Aa1 by Moody's Investors Service. Proceeds from the Certificates are being used to fund a portion of construction costs associated with various capital projects identified in the College's Facilities Master Plan, including new Career and Technical Education and Fine Arts and Design Studios buildings.

Detailed information about the College's long-term obligations is presented in Note 4 to the financial statements.

#### **Current Issues**

The College's Board of Trustees passed a \$153 million general fund operating budget for fiscal year 2019. The budget included a reduction in the College's mill levy of .25 mills, which will reduce general fund property tax revenues in fiscal 2019 by approximately \$2.5 million; however, this decrease is expected to be offset by continued increases in assessed property valuations in Johnson County.

The fiscal 2019 budget retained the existing per credit hour tuition rates of \$93 for Johnson County resident students, \$110 for Kansas resident students, \$220 for out of state students, and the Metro Rate of \$135 per credit hour for residents in an eligible metropolitan geographic area. Management has noted that student credit hour and full time equivalent (FTE) enrollment decreased by approximately 3% in fiscal 2018. The College administration will continue to monitor and respond to enrollment trends.

The State of Kansas' fiscal 2019 budget partially restored the 4% reduction in funding for the Kansas Board of Regents that was implemented back in fiscal 2017 and remained in place in fiscal 2018. The 4% reduction resulted in a decrease of approximately \$0.8 million in the College's state appropriations in fiscal 2017 and in fiscal 2018. The College expects that the partial restoration of the previous funding cuts will increase its appropriations for credit hour state aid by approximately \$0.6 million in fiscal 2019.

Management is not aware of any other currently known facts, decisions, or conditions that would have a significant impact on the College's financial position (net position) or results of operations (revenues, expenses, and other changes in net position).

#### **Economic Factors That Will Affect the Future**

The College continues to monitor the State of Kansas budget and consider the impact of the State's funding on the College's budget.

The employment rate of Johnson County, Kansas impacts the College's student credit hour enrollment. The Johnson County unemployment rate has been lower than state and national levels and was 3% in 2017. If Johnson County's unemployment rate remains low, the College's student credit hour enrollment levels may decline. The College administration continues to monitor the local economy and employment trends and consider the impact on the College budget.

Revenues from property taxes represent 51.2% of the revenues the College receives to support operations. The College administration continues to track residential and commercial property values and economic

## **Johnson County Community College**

### **Management's Discussion and Analysis Years Ended June 30, 2018 and 2017**

---

activity in the residential and commercial construction sectors to attempt to forecast the future funding impact on the College.

#### **Contacting Financial Management**

This financial report is designed to provide our bondholders, students, community members, and other interested parties with a general overview of Johnson County Community College's finances and to demonstrate the College's accountability for the funds it receives. Questions concerning any information provided in this report should be addressed to Rachel Lierz, Associate Vice President, Financial Services/Chief Financial Officer, 12345 College Blvd., Overland Park, Kansas 66210, (913) 469-8500.

Johnson County Community College

Statements of Net Position  
June 30, 2018 and 2017

	2018	2017
<b>ASSETS</b>		
<b>Current Assets</b>		
Cash and cash equivalents	\$ 144,924,511	\$ 128,388,698
Accounts receivable, net of uncollectible accounts 2018 \$4,053,803; 2017 \$3,712,925	5,786,910	5,333,608
Inventories	1,680,741	2,021,436
Other assets	717,399	185,179
Student loans receivable, net of allowance for uncollectible loans 2018 \$0; 2017 \$62,080	-	56,129
<b>Total Current Assets</b>	<b>153,109,561</b>	<b>135,985,050</b>
<b>Noncurrent Assets</b>		
Restricted cash and cash equivalents	26,174,463	4,298,630
Restricted investments	24,939,476	-
Capital assets not being depreciated	17,906,751	4,804,792
Capital assets being depreciated	281,173,644	274,829,403
Less accumulated depreciation	(150,364,481)	(141,990,527)
OPEB assets	-	982,251
<b>Total Noncurrent Assets</b>	<b>199,829,853</b>	<b>142,924,549</b>
<b>Total Assets</b>	<b>352,939,414</b>	<b>278,909,599</b>
<b>DEFERRED OUTFLOWS OF RESOURCES</b>		
Deferred charges on refunding	420,379	483,189
Deferred outflows - pension plan	533,422	334,876
Deferred outflows - postemployment benefit plan	227,675	-
<b>Total Deferred Outflows of Resources</b>	<b>1,181,476</b>	<b>818,065</b>
<b>LIABILITIES</b>		
<b>Current Liabilities</b>		
Accounts payable	7,816,678	1,809,514
Accrued salaries	3,969,322	3,372,891
Accrued compensated absences	393,502	393,522
Other accrued liabilities	1,002,760	648,337
Unearned student tuition and fee revenue	3,009,923	2,900,431
Deposits held in custody for others	455,046	1,263,031
Current portion of revenue bonds payable	1,250,000	1,220,000
Current portion of certificates of participation	1,745,000	1,595,000
Current portion of general obligation capital outlay bonds	1,755,000	1,685,000
<b>Total Current Liabilities</b>	<b>21,397,231</b>	<b>14,887,726</b>
<b>Noncurrent Liabilities</b>		
Accrued compensated absences	3,006,634	2,973,028
Net pension liability	1,349,639	1,027,865
Revenue bonds payable	14,244,077	15,533,684
Certificates of participation	54,908,475	3,337,961
General obligation capital outlay bonds	4,139,024	6,078,536
OPEB liability	5,286,603	-
<b>Total Noncurrent Liabilities</b>	<b>82,934,452</b>	<b>28,951,074</b>
<b>Total Liabilities</b>	<b>104,331,683</b>	<b>43,838,800</b>
<b>DEFERRED INFLOWS OF RESOURCES</b>		
Deferred inflows - pension plan	129,503	134,257
<b>Total Deferred Inflows of Resources</b>	<b>129,503</b>	<b>134,257</b>
<b>NET POSITION</b>		
Net investment in capital assets	117,931,029	108,691,293
Restricted, expendable for:		
Capital projects	10,285,072	13,104,408
Loan funds and other	4,222,033	3,441,970
Unrestricted	117,221,570	110,516,936
<b>Total Net Position</b>	<b>\$ 249,659,704</b>	<b>\$ 235,754,607</b>

See Notes to Financial Statements.



**Johnson County Community College**

**Johnson County Community College Foundation - Component Unit**

**Statements of Financial Position  
June 30, 2018 and 2017**

<b>ASSETS</b>	<b>2018</b>	<b>2017</b>
Cash and cash equivalents	\$ 1,706,024	\$ 1,943,421
Promises to give, net	10,557,192	1,034,839
Investments	27,187,332	25,257,583
Accrued interest receivable	63,091	61,027
Inventory	4,539	7,023
Campus artwork	4,776,535	4,136,551
Other assets	135,159	142,809
Cash surrender value of life insurance	8,984	8,151
Intangible assets	42,015	45,835
<b>Total Assets</b>	<b>44,480,871</b>	<b>32,637,239</b>
<b>LIABILITIES</b>		
Accounts payable	71,968	254,283
<b>Total Liabilities</b>	<b>71,968</b>	<b>254,283</b>
<b>NET ASSETS</b>		
Unrestricted, undesignated	2,050,341	2,037,810
Unrestricted, designated for scholarships and program support	2,585,158	1,972,620
Temporarily restricted	20,815,199	9,786,278
Permanently restricted	18,958,205	18,586,248
<b>Total Net Assets</b>	<b>44,408,903</b>	<b>32,382,956</b>
<b>Total Liabilities and Net Assets</b>	<b>\$ 44,480,871</b>	<b>\$ 32,637,239</b>

See Notes to Financial Statements.

**Statements of Revenues, Expenses and Changes in Net Position  
Years Ended June 30, 2018 and 2017**

	<u>2018</u>	<u>2017</u>
<b>REVENUES</b>		
<b>Operating Revenues</b>		
Student tuition and fees, net of scholarship allowances 2018 \$4,541,262; 2017 \$4,517,832	\$ 34,244,037	\$ 35,362,577
State grants and contracts	276,576	503,749
Private gifts, grants and contracts	784,657	1,410,812
Local grants and contracts	68,670	70,838
Auxiliary enterprises	9,608,486	9,920,009
Other operating revenue	5,341,203	5,570,428
<b>Total Operating Revenues</b>	<u>50,323,629</u>	<u>52,838,413</u>
<b>EXPENSES</b>		
<b>Operating Expenses</b>		
Salaries	86,995,036	86,757,139
Benefits	37,011,811	36,990,279
Contractual services	10,507,516	10,253,257
Supplies and other operating expenses	16,361,878	16,230,412
Auxiliary enterprises	5,155,402	5,536,282
Utilities	3,425,311	3,097,731
Repairs and maintenance to plant	1,851,549	1,614,709
Scholarship and financial aid	9,018,348	8,823,600
Depreciation	9,252,429	9,187,639
<b>Total Operating Expenses</b>	<u>179,579,280</u>	<u>178,491,048</u>
<b>Operating Loss</b>	<u>(129,255,651)</u>	<u>(125,652,635)</u>
<b>NON-OPERATING REVENUES (EXPENSES)</b>		
County property taxes	102,601,880	95,945,119
State appropriations	32,992,924	31,630,500
Federal grants and contracts	14,446,146	14,323,657
Investment income	1,709,060	623,857
Interest on student loans receivable	-	35,292
Interest on capital asset debt	(2,330,510)	(1,081,793)
Other nonoperating revenues	-	148,451
<b>Total Nonoperating Revenues, Net</b>	<u>149,419,500</u>	<u>141,625,083</u>
<b>Increase in Net Position</b>	20,163,849	15,972,448
<b>Net Position at Beginning of Year</b>	235,754,607	219,782,159
<b>Prior period adjustment</b>	(6,258,752)	-
<b>Net Position at Beginning of Year - restated</b>	229,495,855	-
<b>Net Position at End of Year</b>	<u>\$ 249,659,704</u>	<u>\$ 235,754,607</u>

See Notes to Financial Statements.

Johnson County Community College

Johnson County Community College Foundation - Component Unit

Statement of Activities

Year Ended June 30, 2018

	2018			Total
	Unrestricted	Temporarily Restricted	Permanently Restricted	
<b>SUPPORT AND REVENUE</b>				
Gifts and contributions	\$ 538,243	\$ 11,775,041	\$ 370,796	\$ 12,684,080
Contributed services	643,314	-	-	643,314
Dividend and interest income	128,991	566,391	1,161	696,543
Net realized and unrealized gains (losses) on investments	64,466	1,178,595	-	1,243,061
Net assets released from restrictions	2,491,106	(2,491,106)	-	-
Change in donor designations	-	-	-	-
<b>Total Support and Revenue</b>	<b>3,866,120</b>	<b>11,028,921</b>	<b>371,957</b>	<b>15,266,998</b>
<b>EXPENSES</b>				
<b>Program expenses:</b>				
Scholarship programs	1,232,873	-	-	1,232,873
Foundation programming	49,756	-	-	49,756
Performing arts programs	393,465	-	-	393,465
Visual arts programs	66,703	-	-	66,703
Capital project programs	1,488	-	-	1,488
Educational program support	422,982	-	-	422,982
Other expenses	26,642	-	-	26,642
<b>Total Program Expenses</b>	<b>2,193,909</b>	<b>-</b>	<b>-</b>	<b>2,193,909</b>
<b>Supporting Services</b>				
Fundraising	679,353	-	-	679,353
Management and general	367,789	-	-	367,789
<b>Total Supporting Services</b>	<b>1,047,142</b>	<b>-</b>	<b>-</b>	<b>1,047,142</b>
<b>Total Expenses</b>	<b>3,241,051</b>	<b>-</b>	<b>-</b>	<b>3,241,051</b>
<b>Change in Net Assets</b>	<b>625,069</b>	<b>11,028,921</b>	<b>371,957</b>	<b>12,025,947</b>
<b>Net Assets - Beginning of Year</b>	<b>4,010,430</b>	<b>9,786,278</b>	<b>18,586,248</b>	<b>32,382,956</b>
<b>Net Assets - End of Year</b>	<b>\$ 4,635,499</b>	<b>\$ 20,815,199</b>	<b>\$ 18,958,205</b>	<b>\$ 44,408,903</b>

See Notes to Financial Statements.

Johnson County Community College

Johnson County Community College Foundation - Component Unit

Statement of Activities

Year Ended June 30, 2017

	2017			Total
	Unrestricted	Temporarily Restricted	Permanently Restricted	
<b>SUPPORT AND REVENUE</b>				
Gifts and contributions	\$ 423,050	\$ 3,582,006	\$ 264,223	\$ 4,269,279
Contributed services	642,900	-	-	642,900
Dividend and interest income	112,419	527,210	-	639,629
Net realized and unrealized gains (losses) on investments	156,756	1,733,937	-	1,890,693
Net assets released from restrictions	2,947,388	(2,947,388)	-	-
Change in donor designations	-	(36,400)	36,400	-
<b>Total Support and Revenue</b>	<b>4,282,513</b>	<b>2,859,365</b>	<b>300,623</b>	<b>7,442,501</b>
<b>EXPENSES</b>				
<b>Program expenses:</b>				
Scholarship programs	1,177,995	-	-	1,177,995
Foundation programming	86,503	-	-	86,503
Performing arts programs	402,170	-	-	402,170
Visual arts programs	51,535	-	-	51,535
Capital project programs	274,996	-	-	274,996
Educational program support	609,011	-	-	609,011
Other expenses	948	-	-	948
<b>Total Program Expenses</b>	<b>2,603,158</b>	<b>-</b>	<b>-</b>	<b>2,603,158</b>
<b>Supporting Services</b>				
Fundraising	852,771	-	-	852,771
Management and general	339,724	-	-	339,724
<b>Total Supporting Services</b>	<b>1,192,495</b>	<b>-</b>	<b>-</b>	<b>1,192,495</b>
<b>Total Expenses</b>	<b>3,795,653</b>	<b>-</b>	<b>-</b>	<b>3,795,653</b>
<b>Change in Net Assets</b>	<b>486,860</b>	<b>2,859,365</b>	<b>300,623</b>	<b>3,646,848</b>
<b>Net Assets - Beginning of Year</b>	<b>3,523,570</b>	<b>6,926,913</b>	<b>18,285,625</b>	<b>28,736,108</b>
<b>Net Assets - End of Year</b>	<b>\$ 4,010,430</b>	<b>\$ 9,786,278</b>	<b>\$ 18,586,248</b>	<b>\$ 32,382,956</b>

See Notes to Financial Statements.

Johnson County Community College

Statements of Cash Flows  
Years Ended June 30, 2018 and 2017

	<u>2018</u>	<u>2017</u>
<b>CASH FLOWS (USED IN) OPERATING ACTIVITIES</b>		
Student tuition and fees	\$ 34,346,521	\$ 35,103,870
Payments to suppliers	(28,097,551)	(28,647,558)
Payments to employees	(86,354,917)	(87,639,504)
Payments for scholarships and financial aid	(9,018,348)	(8,823,600)
Payments for employee benefits	(37,121,012)	(37,455,543)
Payments for utilities	(3,424,054)	(3,098,718)
Auxiliary enterprises	4,777,868	3,467,271
Grants and contracts	1,148,570	1,963,960
Other receipts, net	5,394,557	6,002,503
<b>Net Cash (Used in) Operating Activities</b>	<u>(118,348,366)</u>	<u>(119,127,319)</u>
<b>CASH FLOWS FROM NON-CAPITAL FINANCING ACTIVITIES</b>		
County property taxes	102,388,592	96,729,933
State appropriations	32,992,924	31,630,500
Grants and contracts	14,074,225	14,626,820
Funds held for (returned to) others	(807,985)	758,108
<b>Net Cash From Non-Capital Financing Activities</b>	<u>148,647,756</u>	<u>143,745,361</u>
<b>CASH FLOWS FROM CAPITAL AND RELATED FINANCING ACTIVITIES</b>		
Purchases of capital assets	(15,236,660)	(13,424,840)
Proceeds from the sale of capital assets	-	148,451
Proceeds from certificates of participation	50,000,000	-
Principal paid on bonds payable	(2,905,000)	(2,945,000)
Principal paid on certificates of participation	(1,595,000)	(1,555,000)
Principal paid on loan obligations	-	(661,672)
Interest paid on bonds payable	(1,029,436)	(1,096,142)
Interest paid on certificates of participation	(1,280,615)	(320,929)
Issuance costs, fees and premiums	3,495,940	-
<b>Net Cash From (Used in) Capital and Related Financing Activities</b>	<u>31,449,229</u>	<u>(19,855,132)</u>
<b>CASH FLOWS FROM INVESTING ACTIVITIES</b>		
Purchase of investments	(24,939,476)	-
Interest on investments	1,602,503	590,317
<b>Net Cash From (Used In) Investing Activities</b>	<u>(23,336,973)</u>	<u>590,317</u>
<b>Increase in Cash and Cash Equivalents</b>	<b>38,411,646</b>	<b>5,353,227</b>
<b>Cash and Cash Equivalents - Beginning of Year</b>	<u>132,687,328</u>	<u>127,334,101</u>
<b>Cash and Cash Equivalents - Ending of Year</b>	<u>\$ 171,098,974</u>	<u>\$ 132,687,328</u>

(Continued)

**Johnson County Community College**

**Statements of Cash Flows (Continued)  
Years Ended June 30, 2018 and 2017**

	2018	2017
<b>RECONCILIATION OF OPERATING (LOSS) TO NET CASH (USED IN) OPERATING ACTIVITIES</b>		
Operating (loss)	<b>\$ (129,255,651)</b>	<b>\$ (125,652,635)</b>
Adjustments to reconcile operating (loss) to net cash (used in) operating activities:		
Depreciation expense	<b>9,252,429</b>	9,187,639
Changes in assets and liabilities:		
Accounts receivable, net	<b>294,592</b>	301,477
Other assets	<b>(532,220)</b>	(110,376)
Inventories	<b>340,695</b>	(1,030,584)
Accounts payable	<b>919,148</b>	(483,546)
Accrued salaries	<b>596,431</b>	(489,937)
Accrued compensated absences	<b>33,586</b>	(183,712)
Other accrued liabilities	<b>219,904</b>	(459,803)
Net pension liability	<b>321,774</b>	247,861
Unearned student tuition and fee revenue	<b>109,492</b>	(89,083)
Postemployment benefits	<b>10,102</b>	(208,716)
Deferred outflows of resources:	<b>(653,894)</b>	(213,396)
Deferred inflows of resources:	<b>(4,754)</b>	57,492
<b>Net Cash (Used in) Operating Activities</b>	<b><u>\$ (118,348,366)</u></b>	<b><u>\$ (119,127,319)</u></b>
 Schedule of Noncash Capital and Related Items, accounts payable and other liabilities related to capital asset acquisitions	 <b>\$ 5,088,016</b>	 <b>\$ 432,992</b>

See Notes to Financial Statements.

## Johnson County Community College

### Notes to Financial Statements

---

#### **Note 1. Organization and Summary of Significant Accounting Policies**

The Johnson County Community College (the College) taxing district includes all of Johnson County, Kansas, which is located immediately west of Kansas City, Missouri, and immediately south of Kansas City, Kansas. The College was organized and established in 1967 under the provisions of then Section 72-6901 et seq. of Kansas Statutes Annotated (now K.S.A. 71-201 et seq.). The College is governed by a Board of Trustees of seven members, all being elected at large. The College is a public two-year community college offering a comprehensive curriculum with liberal arts and sciences, as well as vocational and technical programs for credit and noncredit students from Johnson County and surrounding communities.

The accounting policies of the College conform to accounting principles generally accepted in the United States of America as applicable to colleges and universities. The following is a summary of the more significant policies.

#### **Reporting entity:**

As defined by accounting principles generally accepted in the United States of America established by GASB, the financial reporting entity consists of the College, as well as its discretely presented component unit, the Johnson County Community College Foundation (the Foundation).

#### **Discretely presented component unit:**

The Foundation is considered to be a related organization to the College. The Foundation is a legally separate, tax-exempt organization that acts primarily as a fundraising organization to supplement the resources that are available to the College in support of its programs. Two members of the College's Board of Trustees also serve on the 35-member Board of Directors of the Foundation. The other five members of the College's Board of Trustees serve as members of the Foundation. In addition, the directors of the Foundation approve the election of the additional Foundation members, not to exceed 250 members. Although the College does not control the timing or amount of receipts from the Foundation, the majority of resources, or income thereon that the Foundation holds and invests, are restricted to the activities of the College by the donors. Because these restricted resources held by the Foundation can only be used by, or for the benefit of, the College, the College has determined it would be misleading to exclude the Foundation which is considered a component unit of the College and is discretely presented in the College's financial statements. During the years ended June 30, 2018 and 2017, the College received direct contributions from the Foundation of \$2,117,511 and \$2,515,707, respectively. Contributions are included in the statement of revenues, expenses and changes in net position in the private gifts, grants and contracts line and in the other operating revenue line in the operating revenues section.

The Foundation is reported in separate financial statements because of the difference in its reporting model, as further described below:

The Foundation is a private not-for-profit organization that reports its financial results under FASB standards. Most significant to the Foundation's operations and reporting model are FASB Codification ASC 958, *Not-for-Profit Entities*, and FASB Codification ASC 958-605, *Revenue Recognition -Contributions Received*. As such, certain revenue recognition criteria and presentation features are different from GASB revenue recognition criteria and presentation features. No modifications have been made to the Foundation's financial information in the College's financial reporting entity for these differences; however, significant note disclosures (see Note 10) to the Foundation's financial statements have been incorporated into the College's notes to the financial statements.

Financial statements for the Foundation can be obtained by calling the Foundation at 913-469-3835.

## Johnson County Community College

### Notes to Financial Statements

---

#### Note 1. Organization and Summary of Significant Accounting Policies (Continued)

##### Measurement focus, basis of accounting and financial statement presentation:

The College's basic financial statements are reported using the economic resources measurement focus and the accrual basis of accounting. Revenues are recorded when earned and expenses are recorded when a liability is incurred, regardless of the timing of related cash flows.

The College has classified revenues as either operating or nonoperating revenues. Operating revenues include activities that have the characteristics of exchange transactions, such as (1) student tuition and fees, net of scholarship discounts and allowances, (2) sales and services of auxiliary enterprises, net of cost of goods sold, and (3) federal, state and local grants and contracts. Non-operating revenues include activities that have the characteristics of non-exchange transactions, such as state appropriations, federal grants and contracts, investment income and county property taxes.

The College maintains an encumbrance system for tracking outstanding purchase orders and other commitments for material or services not received during the year. Encumbrances at June 30, 2018 and 2017 were \$40,004,944 and \$10,239,238, respectively, which represent the estimated amount of expenses ultimately to result if unperformed contracts in process at fiscal year-end are completed. Encumbrances outstanding at June 30, 2018 and 2017 do not constitute expenses or liabilities and are not reflected in these basic financial statements.

The financial statements of the College are prepared in accordance with generally accepted accounting principles (GAAP) as applied to governmental units. The Government Accounting Standards Board (GASB) is the standard-setting body for governmental accounting and financial reporting. The GASB periodically updates its codification of the existing Governmental Accounting and Financial Reporting Standards, which, along with subsequent GASB pronouncements (Statements and Interpretations), constitutes GAAP for governmental units.

##### Property taxes:

The County Treasurer is the tax collection agent for all taxing entities within the county. Valuations are established and taxes are assessed on a calendar year basis. Taxes are levied and become a lien on the property on November 1<sup>st</sup> in the year of assessment and are revenue for the fiscal year the following June 30.

Taxes levied on November 1 become due and payable, generally on the following December 20 and May 10, followed by major distributions to the taxing units on January 20 and June 5. Smaller distributions are made to taxing units in March, September and October each year. Substantially all tax revenues applicable to the preceding calendar year are received by the College by each June 30. Property taxes are recognized as revenue in the period for which the taxes are levied. The College received approximately 51.2% and 49.4% of its financial support (exclusive of investment income) from property taxes during the years ended June 30, 2018 and 2017, respectively.

The tax rates for the fiscal years ended June 30, 2018 and 2017, expressed in mills per \$1,000 of assessed valuation, are reflected in the following table:



# Johnson County Community College

## Notes to Financial Statements

---

### Note 1. Organization and Summary of Significant Accounting Policies (Continued)

Fund	2018	2017
General	8.966	8.938
Capital outlay	0.503	0.501
Special assessment	0.034	0.034
<b>Total Mill Levy</b>	<u>9.503</u>	<u>9.473</u>

#### Federal grants and state appropriations:

Funds from federal grants are recognized as revenue when eligibility requirements are met. Funds from state appropriations consist primarily of state grants and payments made by the state to the Kansas Public Employees Retirement System (KPERS) on behalf of the College. For state grants, the funds are recognized when eligibility requirements are met. The College recognizes the contributions made to KPERS by the state on behalf of the College as revenues and expenses in the Statements of Revenue, Expenses and Changes in Net Position (See Notes 5 and 6).

#### Student tuition and fees, net of scholarship allowances:

Tuition and fees revenue is earned over the length of the course. Unearned revenue represents student tuition and fees received before year-end which relate to subsequent periods. Student tuition and fees revenues are reported net of certain scholarship allowances in the Statements of Revenues, Expenses and Changes in Net Position.

#### Scholarship allowances and student aid:

Certain federal financial aid grants to students are reported as federal grants and contracts in non-operating revenue in the financial statements as prescribed by the National Association of College and University Business Officers (NACUBO). Since certain of these grants, including Pell and Supplement Educational Opportunity Grants (SEOG), are for the payment of students' tuition and fees, a like amount is reported as scholarship allowance which is reported as an operating expense in the financial statements. Federal Work-Study grant expenses are reported as operating expenses as students work for compensation. Certain other student aid sources (loans, funds provided to students as awarded by third parties and Federal Direct Lending) are paid directly to the students or credited to the students' account and do not impact revenues or expenses reported in the financial statements.

#### Operating and nonoperating activities:

Operating activities, as reported in the statement of revenues, expenses and changes in net position, are transactions that result from exchange transactions, such as payments received for providing services and payments made for services or goods received. Nonoperating activities include Federal grants consisting primarily of Pell grants and SEOG grants, state appropriations, property taxes and interest earnings.

#### Cash and cash equivalents:

Cash and cash equivalents include deposits held at banks and all highly liquid instruments purchased with an original maturity of three months or less, plus small amounts of cash maintained for change funds.

## Johnson County Community College

### Notes to Financial Statements

---

#### **Note 1. Organization and Summary of Significant Accounting Policies (Continued)**

##### **Investments:**

It is the College's policy to invest in obligations of the U.S. Treasury, repurchase agreements, bank certificates of deposit, the Kansas Municipal Investment Pool and other instruments authorized by Kansas statutes. Investments in bank certificates of deposit are carried at cost and investments in the Kansas Municipal Investment Pool are carried at net asset value, which approximates fair value. Investments other than bank certificates of deposit and the Kansas Municipal Investment Pool are reported at fair value. Fair value is determined using quoted market prices or other observable inputs.

##### **Accounts receivable:**

Accounts receivable consists primarily of property taxes receivable and enrollment receivables. Accounts receivable are carried at the unpaid balance of the original amount billed to students and student loans receivable are carried at the amount of unpaid principal. Both property tax and enrollment receivables are net of an allowance for doubtful accounts. Management determines the allowance for doubtful accounts by calculating a specific percent reserve on accounts based on historical experience. Property tax and enrollment receivable are written off when deemed uncollectible. Recoveries of property tax and enrollment previously written off are recorded when received.

##### **Inventories:**

Inventories consist primarily of items held for resale by the bookstore and supply inventories which are stated at the lower of cost (determined on a first-in, first-out basis) or market. The cost is recorded as expenses as the inventories are consumed.

##### **Capital assets:**

Capital assets include property, plant, equipment, infrastructure assets such as roads and sidewalks, and works of art. Capital assets are defined by the College as assets with an initial unit cost of \$5,000 or more with an estimated useful life of two years or more. Such assets are recorded at historical cost or estimated historical cost if purchased or constructed. Donated capital assets are recorded at estimated acquisition value at the date of donation. The costs of normal maintenance and repairs that do not add to the value of the assets or materially extend assets' lives are not capitalized. Major outlays for capital assets and improvements are capitalized as projects are constructed.

The College has elected not to capitalize its collection of library books. This collection adheres to the College's policy to (a) maintain them for public exhibition, education or research; (b) protect, keep unencumbered, care for, and preserve them; and (c) require proceeds from their sale to be used to acquire other collection items.

Works of art are stated at cost, or if donated, at acquisition value at the date of the donation. The College does not depreciate artwork, as management believes the value of such has not diminished.

Capital assets of the College are depreciated using the straight-line method over the following useful lives (see Note 3 for further detail).

## Johnson County Community College

### Notes to Financial Statements

---

#### Note 1. Organization and Summary of Significant Accounting Policies (Continued)

	<u>Years</u>
Buildings	40
Building improvements	15
Land improvements	10
Furniture	10
Equipment	5
Computer technology	4

#### Deferred inflows and outflows of resources:

In addition to assets, the Statements of Net Position report a separate section for deferred outflows of resources. This separate financial statement element represents a consumption of net position that applies to a future period and will not be recognized as an expense until the future period. The College's deferred outflows include deferred charges on advanced refunding which represents the difference in the carrying value of the refunded debt and its reacquisition price. This amount is deferred and amortized over the shorter of the life of the refunded or refunding debt. Bond issuance costs are expensed at time of issuance.

The college reports deferred outflows of resources related to pensions as described in Note 5.

The college reports deferred outflows of resources related to postemployment benefits as described in Note 6.

In addition to liabilities, the Statements of Net Position include a separate section for deferred inflows of resources. This separate financial element represents an acquisition of net position that applies to future periods and so will not be recognized as an inflow of resources until then. The College's deferred inflows of resources include deferred inflows of resources related to pensions as described in Note 5.

#### Compensated absences:

The College records a liability for employees' vacation leave earned but not taken. Employees are allowed to carry over a limited number of vacation days from year to year. At June 30, 2018 and 2017, the College had recorded a vacation liability of \$3,400,136 and \$3,366,550, respectively.

Sick leave benefits expected to be realized as paid time off are recognized as expense when the time off occurs and no liability is accrued for such benefits that employees have earned, but not yet realized as these benefits do not vest.

#### Net position:

Net position is presented in three major categories. The first is net investment in capital assets, which represents the College's investment in its capital assets, net of debt used to acquire or construct the capital assets. The second is restricted, and the third is unrestricted.

Restricted net position represents funds that are limited in terms of the purpose and time for which the funds can be spent. Restricted net position is further categorized between expendable and nonexpendable. Restricted expendable net position is available to be spent by the College after externally imposed stipulations have been fulfilled or after the passage of time. Restricted nonexpendable net position is

## Johnson County Community College

### Notes to Financial Statements

---

#### **Note 1. Organization and Summary of Significant Accounting Policies (Continued)**

endowments for which only the earnings can be spent. The College had no restricted nonexpendable net position at June 30, 2018 and 2017.

Unrestricted net position is available to the College for any lawful purpose. The College first applies restricted sources when an expense or outlay is incurred for purposes for which both restricted and unrestricted sources are available.

#### **Use of estimates:**

The preparation of financial statements in conformity with accounting principles generally accepted in the United States of America requires management to make estimates and assumptions that affect the reported amounts of assets and liabilities and disclosure of contingent assets and liabilities at the date of the financial statements, and the reported amounts of revenues, expenses and other changes in net position during the reporting period. Actual results could differ from those estimates.

#### **Recent accounting pronouncements:**

In June 2015, the GASB issued Statement No. 75 *Accounting and Financial Reporting for Postemployment Benefits Other Than Pensions*, which requires governments providing defined benefit other postemployment benefits (OPEB) plans to recognize their long-term obligation for benefits as a liability for the first time and expands required disclosures. This statement was effective for the College's fiscal year ending June 30, 2018 and is the cause of the prior period adjustment included in the Statements of Revenue, Expenses and Changes in Net Position. The prior period adjustment is required in order to present the new OPEB balance properly in net position and is considered a change in accounting principle. The College did not deem it practical to restate all periods presented.

In August 2015, the GASB issued Statement No. 77, *Tax Abatement Disclosures*. This Statement requires disclosure of tax abatement information, including the amount of taxes abated, for (1) a reporting government's own tax abatement agreements and (2) those that are entered into by other governments and that reduce the reporting government's tax revenues. This statement was effective for the College's fiscal year ending June 30, 2017.

In June 2018, the GASB issued Statement No. 89, *Accounting for Interest Cost Incurred before the End of a Construction Period*. This Statement requires that interest cost incurred before the end of a construction period be recognized as an expense in the period in which the cost is incurred for financial statements prepared using the economic resources measurement focus. As a result, interest cost incurred before the end of a construction period will not be included in the historical cost of a capital asset. The requirements of this Statement are effective for the College's fiscal year ending June 30, 2020. However, the College has elected to early apply the requirements of this Statement in the current year.

#### **Reclassification:**

Certain amounts in the June 30, 2017 Statements of Revenues, Expenses and Changes in Net Position have been reclassified with no effect on net position in order to conform to June 30, 2018 classifications.

## Johnson County Community College

### Notes to Financial Statements

---

#### Note 2. Deposits, Investments and Risk

##### Deposits:

Deposits, depending on the source of receipts, are pooled, except when legal requirements dictate the use of separate accounts. The carrying amount of the College's deposits at June 30, 2018 and 2017, are reflected in the following table at cost. Actual bank statement balances for total deposits at June 30, 2018 and 2017 were \$96,261,044 and \$126,944,781, respectively. The difference between carrying amounts and bank balances primarily represents checks which had not cleared the bank and deposits in transit. The deposit balances and cash float from outstanding checks are deposited in interest-bearing accounts.

	2018	2017
Cash	\$ 27,043,564	\$ 12,575,434
Certificates of Deposit:		
Bank of Kansas City	6,000,000	13,000,000
Capital City Bank	39,000,000	28,000,000
Capitol Federal Savings	15,000,000	37,000,000
Commerce Bank	9,000,000	-
UMB Bank	-	35,000,000
<b>Total Deposits</b>	<b>\$ 96,043,564</b>	<b>\$ 125,575,434</b>

##### Custodial credit risk:

Custodial credit risk is the risk that, in the event of a bank failure, an entity's deposits may not be returned to it. The College's deposit policy for custodial credit risk exceeds the provisions of state law by requiring depository banks to pledge qualified securities with a market value equal to 105% of deposits in excess of FDIC coverage.

The College had no bank balances exposed to custodial credit risk at June 30, 2018 and 2017. State law requires collateralization of all deposits with federal depository insurance; bonds and other obligations of the U.S. Treasury, U.S. agencies or instrumentalities of the state of Kansas; bonds of any city, county school district or special road district of the state of Kansas; bonds of any state; or a surety bond having an aggregate value at least equal to the amount of the deposits.

The custodial credit risk for investments is the risk that in the event of the failure of the counterparty to the transaction the College will not be able to recover the value of its investments or collateral securities that are in the possession of another party. Of the investments subject to custodial credit risk, none are considered uncollateralized as the investments are held by a trust department at a bank and registered in the College's name.

##### Investments:

Funds available for investment are pooled to maximize return and minimize administrative cost, except for funds authorized by the College administration to be separately invested or which are separately invested to meet legal requirements. It is the practice of the College that investments ordinarily be held to maturity at which time the par value of the investments will be realized. Short-term investments are investments with an original maturity of one year or less.

## Johnson County Community College

### Notes to Financial Statements

---

#### Note 2. Deposits, Investments and Risk (Continued)

Kansas statute K.S.A. 12-1675 authorizes the College to invest in temporary notes, time deposits, open accounts, certificates of deposit, repurchase agreements, United States Treasury bills or notes, and the Kansas Municipal Investment Pool (MIP).

The State of Kansas Pooled Money Investment Board operates the MIP, which is invested in accordance with state statutes. The MIP is available for investment of funds administered by any Kansas municipality. All funds deposited in the MIP are classified as investments even though some could be withdrawn on a day's notice.

Interest rate risk is the risk that changes in market interest rates will adversely affect the fair value of an investment. Generally, the longer the maturity of an investment the greater the sensitivity of its fair value to changes in market interest rates.

At June 30, 2018 and 2017, the College had investments in the Kansas Municipal Investment Pool – Overnight Pool, which mature in less than one year, of \$8,301,549 and \$7,111,894, respectively. Included in the Kansas Municipal Investment Pool investment balance at June 30, 2018 and 2017 were unspent bond funds of \$1,774,697 and \$4,298,630, respectively. The Federal Home Loan Bank Agency Note, U.S. Treasury Bills, and U.S. Treasury Notes mature in less than one year.

A summary of deposits and investments at June 30, 2018 and 2017 is as follows:

	2018	2017
Deposits:		
Cash	\$ 27,043,564	\$ 12,575,434
Certificates of Deposit	69,000,000	113,000,000
Investments:		
Kansas Municipal Investment Pool	8,301,549	7,111,894
Federal Home Loan Bank Agency Note	4,985,850	-
U.S. Treasury Bills	56,757,362	-
U.S. Treasury Notes	29,950,125	-
<b>Total Deposits and Investments</b>	<b>\$ 196,038,450</b>	<b>\$ 132,687,328</b>

#### Credit risk:

Generally, credit risk is the risk that an issuer of an investment will not fulfill its obligation to the holder of the investment. This is measured by the assignment of a rating by a nationally recognized statistical rating organization. The College's investments in the Kansas Municipal Investment Pool were rated AAAf/S1+ by Standard & Poor's at June 30, 2018 and 2017. The Federal Home Loan Bank Agency Note was rated Moody's Aaa and Standard & Poor's AA+ at June 30, 2018.

## Johnson County Community College

### Notes to Financial Statements

#### Note 2. Deposits, Investments and Risk (Continued)

##### Investments:

The College categorizes its fair value measurements within the fair value hierarchy established by generally accepted accounting principles. The hierarchy is based on the valuation inputs used to measure the fair value of the asset. Level 1 inputs are quoted prices in active markets for identical assets; Level 2 inputs are significant other observable inputs; Level 3 inputs are significant unobservable inputs. The investments in the Kansas Municipal Investment Pool are not required to be included in the fair value leveling table. Agency notes and U.S. government obligations are valued at the closing price reported for similar assets on active markets.

	June 30, 2018			Total
	Level 1	Level 2	Level 3	
Investments				
Agency notes	\$ -	\$ 4,985,850	\$ -	\$ 4,985,850
U.S. government obligations	-	86,707,487	-	86,707,487
<b>Total</b>	<b>\$ -</b>	<b>\$ 91,693,337</b>	<b>\$ -</b>	<b>\$ 91,693,337</b>

At June 30, 2017, the College held no investments included within the fair value hierarchy.

#### Note 3. Capital Assets

The following tables present the changes in the various capital asset categories at June 30, 2018 and 2017:

	June 30, 2017		June 30, 2018	
	Ending Balance	Additions/ Transfers	Retirements	Ending Balance
Capital assets not being depreciated:				
Land	\$ 1,028,265	\$ -	\$ -	\$ 1,028,265
Construction in progress	-	13,100,259	-	13,100,259
Works of art	3,776,527	1,700	-	3,778,227
<b>Total Assets not Being Depreciated</b>	<b>4,804,792</b>	<b>13,101,959</b>	<b>-</b>	<b>17,906,751</b>
Capital assets being depreciated:				
Land improvements	38,962,757	697,975	-	39,660,732
Buildings and improvements	206,450,804	4,271,711	-	210,722,515
Equipment, furniture and computer technology	29,415,842	2,283,333	(908,778)	30,790,397
<b>Total Assets Being Depreciated</b>	<b>274,829,403</b>	<b>7,253,019</b>	<b>(908,778)</b>	<b>281,173,644</b>
Less accumulated depreciation:				
Land improvements	23,801,631	1,146,577	-	24,948,208
Buildings and improvements	94,097,124	6,179,582	-	100,276,706
Equipment, furniture and computer technology	24,091,772	1,907,104	(859,309)	25,139,567
<b>Total Accumulated Depreciation</b>	<b>141,990,527</b>	<b>9,233,263</b>	<b>(859,309)</b>	<b>150,364,481</b>
<b>Capital Assets, Net</b>	<b>\$ 137,643,668</b>	<b>\$ 11,121,715</b>	<b>\$ (49,469)</b>	<b>\$ 148,715,914</b>

**Johnson County Community College**

**Notes to Financial Statements**

**Note 3. Capital Assets (Continued)**

	June 30, 2016 Ending Balance	Additions/ Transfers	Retirements	June 30, 2017 Ending Balance
Capital assets not being depreciated:				
Land	\$ 1,028,265	\$ -	\$ -	\$ 1,028,265
Construction in progress	-	-	-	-
Works of art	3,749,527	27,000	-	3,776,527
<b>Total Assets not Being Depreciated</b>	<b>4,777,792</b>	<b>27,000</b>	<b>-</b>	<b>4,804,792</b>
Capital assets being depreciated:				
Land improvements	38,340,691	622,066	-	38,962,757
Buildings and improvements	197,069,062	9,381,742	-	206,450,804
Equipment, furniture and computer technology	28,548,684	2,980,494	(2,113,336)	29,415,842
<b>Total Assets Being Depreciated</b>	<b>263,958,437</b>	<b>12,984,302</b>	<b>(2,113,336)</b>	<b>274,829,403</b>
Less accumulated depreciation:				
Land improvements	22,073,569	1,728,062	-	23,801,631
Buildings and improvements	88,420,943	5,676,181	-	94,097,124
Equipment, furniture and computer technology	24,402,258	1,783,396	(2,093,882)	24,091,772
<b>Total Accumulated Depreciation</b>	<b>134,896,770</b>	<b>9,187,639</b>	<b>(2,093,882)</b>	<b>141,990,527</b>
<b>Capital Assets, Net</b>	<b>\$ 133,839,459</b>	<b>\$ 3,823,663</b>	<b>\$ (19,454)</b>	<b>\$ 137,643,668</b>

The College had no capitalized interest related to construction projects for the years ended June 30, 2018 and 2017, respectively.

As described in Note 1, the College elected to early apply GASB Statement No. 89, *Accounting for Interest Cost Incurred before the End of a Construction Period* during the year ended June 30, 2018. The requirements of this Statement are applied prospectively.



**Johnson County Community College**

**Notes to Financial Statements**

**Note 4. Long-Term Obligations**

Long-term obligations consist of the following categories at June 30, 2018 and 2017:

<b>Long-Term Obligations</b>	July 1, 2017 Beginning Balance	Restatement (Note 6)	July 1, 2017 Adjusted Beginning Balance	Additions	Reductions	June 30, 2018 Ending Balance	Amounts Due Within One Year
<b>Revenue Bonds:</b>							
Series 2011	\$ 9,525,000	\$ -	\$ 9,525,000	\$ -	\$ (50,000)	\$ 9,475,000	\$ 50,000
Series 2012	3,280,000	-	3,280,000	-	(485,000)	2,795,000	495,000
Series 2015	3,600,000	-	3,600,000	-	(685,000)	2,915,000	705,000
Premium on Series 2011 Bonds	127,209	-	127,209	-	(11,565)	115,644	-
Premium on Series 2012 Bonds	148,979	-	148,979	-	(13,544)	135,435	-
Premium on Series 2015 Bonds	72,496	-	72,496	-	(14,498)	57,998	-
<b>Total Revenue Bonds</b>	<b>16,753,684</b>	<b>-</b>	<b>16,753,684</b>	<b>-</b>	<b>(1,259,607)</b>	<b>15,494,077</b>	<b>1,250,000</b>
<b>Certificates of Participation:</b>							
Series 2009 COP	4,920,000	-	4,920,000	-	(1,595,000)	3,325,000	1,640,000
Series 2017 COP	-	-	-	50,000,000	-	50,000,000	105,000
Premium on Series 2009 COP	12,961	-	12,961	-	(5,629)	7,332	-
Premium on Series 2017 COP	-	-	-	3,495,940	(174,797)	3,321,143	-
<b>Total Certificates of Participation</b>	<b>4,932,961</b>	<b>-</b>	<b>4,932,961</b>	<b>53,495,940</b>	<b>(1,775,426)</b>	<b>56,653,475</b>	<b>1,745,000</b>
<b>General Obligation Bonds:</b>							
Series 2016 Capital Outlay	7,210,000	-	7,210,000	-	(1,685,000)	5,525,000	1,755,000
Premium on Series 2016 Capital Outlay	553,536	-	553,536	-	(184,512)	369,024	-
<b>Total General Obligation Bonds</b>	<b>7,763,536</b>	<b>-</b>	<b>7,763,536</b>	<b>-</b>	<b>(1,869,512)</b>	<b>5,894,024</b>	<b>1,755,000</b>
<b>Other Accrued Liabilities:</b>							
Compensated Absences	3,366,550	-	3,366,550	1,128,655	(1,095,069)	3,400,136	393,502
Net Pension Liability	1,027,865	-	1,027,865	321,774	-	1,349,639	-
Net OPEB Obligation (Asset)	(982,251)	6,258,752	5,276,501	657,078	(646,976)	5,286,603	-
<b>Total Other Accrued Liabilities</b>	<b>3,412,164</b>	<b>6,258,752</b>	<b>9,670,916</b>	<b>2,107,507</b>	<b>(1,742,045)</b>	<b>10,036,378</b>	<b>393,502</b>
<b>Total Long-Term Obligations</b>	<b>\$ 32,862,345</b>	<b>\$ 6,258,752</b>	<b>\$ 39,121,097</b>	<b>\$ 55,603,447</b>	<b>\$ (6,646,590)</b>	<b>\$ 88,077,954</b>	<b>\$ 5,143,502</b>

Johnson County Community College

Notes to Financial Statements

**Note 4. Long-Term Obligations (Continued)**

<b>Long-Term Obligations</b>	July 1, 2016 Beginning Balance	Additions	Reductions	June 30, 2017 Ending Balance	Amounts Due Within One Year
Revenue Bonds:					
Series 2011	\$ 9,575,000	\$ -	\$ (50,000)	\$ 9,525,000	\$ 50,000
Series 2012	3,765,000	-	(485,000)	3,280,000	485,000
Series 2015	4,250,000	-	(650,000)	3,600,000	685,000
Premium on Series 2011 Bonds	138,774	-	(11,565)	127,209	-
Premium on Series 2012 Bonds	162,523	-	(13,544)	148,979	-
Premium on Series 2015 Bonds	86,994	-	(14,498)	72,496	-
<b>Total Revenue Bonds</b>	<b>17,978,291</b>	<b>-</b>	<b>(1,224,607)</b>	<b>16,753,684</b>	<b>1,220,000</b>
Certificates of Participation:					
Series 2009 COP	6,475,000	-	(1,555,000)	4,920,000	1,595,000
Premium on Series 2009 COP	18,590	-	(5,629)	12,961	-
<b>Total Certificates of Participation</b>	<b>6,493,590</b>	<b>-</b>	<b>(1,560,629)</b>	<b>4,932,961</b>	<b>1,595,000</b>
Loan Obligation, KBOR PEI	661,672	-	(661,672)	-	-
General Obligation Bonds:					
Series 2016 Capital Outlay	8,970,000	-	(1,760,000)	7,210,000	1,685,000
Premium on Series 2016 Capital Outlay	738,048	-	(184,512)	553,536	-
<b>Total General Obligation Bonds</b>	<b>9,708,048</b>	<b>-</b>	<b>(1,944,512)</b>	<b>7,763,536</b>	<b>1,685,000</b>
Other Accrued Liabilities:					
Compensated Absences	3,550,262	1,083,267	(1,266,979)	3,366,550	393,522
Net Pension Liability	780,004	247,861	-	1,027,865	-
Net OPEB Obligation (Asset)	(773,535)	550,284	(759,000)	(982,251)	-
<b>Total Other Accrued Liabilities</b>	<b>3,556,731</b>	<b>1,881,412</b>	<b>(2,025,979)</b>	<b>3,412,164</b>	<b>393,522</b>
<b>Total Long-Term Obligations</b>	<b>\$ 38,398,332</b>	<b>\$ 1,881,412</b>	<b>\$ (7,417,399)</b>	<b>\$ 32,862,345</b>	<b>\$ 4,893,522</b>

## Johnson County Community College

### Notes to Financial Statements

---

#### Note 4. Long-Term Obligations (Continued)

##### Revenue Bonds:

Revenue bonds payable as of June 30, 2018 and 2017, consist of the following:

	2018	2017
Student Commons and Parking System Refunding Revenue Bonds, Series 2011, \$9,800,000, interest is paid semiannually on May 15 and November 15 at interest rates of 2% to 4%	\$ 9,475,000	\$ 9,525,000
Premium on Series 2011 Revenue Bonds	115,644	127,209
Student Commons and Parking System Refunding Revenue Bonds, Series 2012, \$5,135,000, interest is paid semiannually on May 15 and November 15 at interest rates of 2%	2,795,000	3,280,000
Premium on Series 2012 Revenue Bonds	135,435	148,979
Student Commons and Parking System Refunding Revenue Bonds, Series 2015, \$4,250,000, interest is paid semiannually on May 15 and November 15 at interest rates of 2%	2,915,000	3,600,000
Premium on Series 2015 Revenue Bonds	57,998	72,496
<b>Total Revenue Bonds Payable</b>	<b>15,494,077</b>	<b>16,753,684</b>
Less current portion of revenue bonds payable	1,250,000	1,220,000
<b>Noncurrent Revenue Bonds Payable</b>	<b>\$ 14,244,077</b>	<b>\$ 15,533,684</b>

Revenue bond rate covenants require the College to operate and maintain the Student Commons and Parking System in a manner which will generate net revenues in an amount not less than 110% of the amount required to meet both principal and interest on all outstanding revenue bonds (See Note 11). The College was in compliance with this covenant at June 30, 2018 and 2017.

**Johnson County Community College**

**Notes to Financial Statements**

**Note 4. Long-Term Obligations (Continued)**

Future annual maturities of revenue bonds payable are as follows:

Fiscal Year:	Principal	Interest	Total Revenue Bonds
2019	\$ 1,250,000	\$ 461,700	\$ 1,711,700
2020	1,285,000	435,825	1,720,825
2021	1,340,000	407,775	1,747,775
2022	1,370,000	377,600	1,747,600
2023	1,510,000	339,825	1,849,825
2024-2028	8,430,000	818,550	9,248,550
<b>Total Revenue Bonds</b>	<b>\$ 15,185,000</b>	<b>\$ 2,841,275</b>	<b>\$ 18,026,275</b>

**General Obligation Capital Outlay Bonds:**

General obligation capital outlay bonds payable as of June 30, 2018 and 2017, consist of the following:

	2018	2017
General Obligation Capital Outlay Bonds, Series 2016, \$8,970,000, interest is paid semiannually on March 1 and September 1 at interest rates of 4% to 5%	\$ 5,525,000	\$ 7,210,000
Premium on Series 2016 General Obligation Capital Outlay Bonds	369,024	553,536
<b>Total General Obligation Capital Outlay Bonds Payable</b>	<b>5,894,024</b>	<b>7,763,536</b>
Less current portion of general obligation capital outlay bonds payable	1,755,000	1,685,000
<b>Noncurrent General Obligation Capital Outlay Bonds Payable</b>	<b>\$ 4,139,024</b>	<b>\$ 6,078,536</b>

**Johnson County Community College**

**Notes to Financial Statements**

**Note 4. Long-Term Obligations (Continued)**

Future annual maturities of general obligation capital outlay bonds payable are as follows:

Fiscal Year:	Principal	Interest	Total General Obligation Bonds
2019	\$ 1,755,000	\$ 232,375	\$ 1,987,375
2020	1,840,000	142,500	1,982,500
2021	1,930,000	48,250	1,978,250
<b>Total General Obligation Bonds</b>	<b>\$ 5,525,000</b>	<b>\$ 423,125</b>	<b>\$ 5,948,125</b>

**Certificates of Participation:**

Certificates of participation payable at June 30, 2018 and 2017, consist of the following:

	2018	2017
Health Science Education Center – Certificates of Participation, Series 2009, \$15,100,000 in obligations for facilities (capital cost of \$13,320,629 before accumulated depreciation of \$2,331,110 and \$1,998,094 as of June 30, 2018 and 2017, 3.50% to 4.55%, aggregate payments of \$3,475,671, including interest of \$150,671)	\$ 3,325,000	\$ 4,920,000
Premium on Series 2009 Certificates of Participation	7,332	12,961
Fine Arts and Design and Career and Technical Education Buildings - Certificates of Participation, Series 2017, \$50,000,000 in obligations for facilities (capital cost of \$11,392,966 with no accumulated depreciation as of June 30, 2018 as the buildings have not been placed into service, 3.00% to 5.00%, aggregate payments of \$70,313,706, including interest of \$20,313,706)	50,000,000	-
Premium on Series 2017 Certificates of Participation	3,321,143	-
<b>Total Certificates of Participation</b>	<b>56,653,475</b>	<b>4,932,961</b>
Less current portion of certificates of participation	1,745,000	1,555,000
<b>Noncurrent Certificates of Participation</b>	<b>\$ 54,908,475</b>	<b>\$ 3,377,961</b>

## Johnson County Community College

### Notes to Financial Statements

---

#### Note 4. Long-Term Obligations (Continued)

The College has recorded the cost of the equipment and facilities as assets and the corresponding obligations as liabilities.

The minimum lease commitments for certificates of participation at June 30, 2018 are as follows:

	Principal	Interest	Total Capital Leases
Fiscal Year:			
2019	\$ 1,745,000	\$ 1,979,200	\$ 3,724,200
2020	1,800,000	1,899,696	3,699,696
2021	1,875,000	1,811,613	3,686,613
2022	1,970,000	1,715,488	3,685,488
2023	2,070,000	1,614,488	3,684,488
2024-2038	43,865,000	11,443,892	55,308,892
<b>Total Certificates of Participation</b>	<b>\$ 53,325,000</b>	<b>\$ 20,464,377</b>	<b>\$ 73,789,377</b>

On October 4, 2017, the College issued the Series 2017 Certificates of Participation in the amount of \$50,000,000 with premium of \$3,495,940 at interest rates of 3% to 5%. Interest is payable semiannually through October 1, 2037. Proceeds from the sale of the Certificates are being used to finance various capital projects on the campus, including construction of a new Career and Technical Education Building and a Fine Arts and Design Studios Building.

The College leases office space under operating lease agreements that expire through fiscal year 2022. Rental expense totaled \$392,365 and \$386,806 for the years ended June 30, 2018 and 2017, respectively. Minimum rental commitments under these noncancelable operating leases with initial terms of one year or longer at June 30, 2018 are \$345,621.

#### Arbitrage rebate liability:

The Tax Reform Act of 1986 placed restrictions on the nonpurpose investment earnings from the proceeds of qualified tax-exempt bonds issued after August 15, 1986. Specifically, the nonpurpose investment earnings on these bonds are limited to the yield on each individual bond issue (based on the initial offering price to the public). Nonpurpose investments earnings in excess of the bond yield limitations are subject to rebate to the federal government. The total arbitrage rebate liability was \$0 as of June 30, 2018 and 2017.

#### Subsequent event:

On October 1, 2018 the College called for full redemption all remaining outstanding Series 2009 Certificates of Participation. The Certificates, with a maturity date of October 1, 2019, were redeemed in the amount of \$1,685,000 plus accrued interest to October 1, 2018 at 4.55%.

## Johnson County Community College

### Notes to Financial Statements

---

#### Note 5. Defined Benefit Pension Plan

##### Plan description:

The College participates in the Kansas Public Employees Retirement System (KPERs), a cost-sharing multiple-employer defined benefit pension plan as provided by K.S.A. 74-4901, et seq. KPERs provides benefit provisions to statewide pension groups for State/School employees, Local employees, Police and Firemen, and Judges under one plan. Those employees participating in the pension plan for the College are included in the State/School employee group.

KPERs provides retirement benefits, life insurance, disability income benefits, and death benefits. Benefits are established by statute and may only be changed by the state General Assembly. Member employees with ten or more years of credited service may retire as early as age 55 with an actuarially reduced monthly benefit. Normal retirement is at age 65, age 62 with ten years of credited service, or whenever an employee's combined age and years of credited service equal 85 "points".

Monthly retirement benefits are based on a statutory formula that includes final average salary and years of service. When ending employment, member employees may withdraw their contributions from their individual accounts, including interest. Member employees who withdraw their accumulated contributions lose all rights and privileges of membership. The accumulated contributions and interest are deposited into and disbursed from the membership accumulated reserve fund as established by K.S.A. 74-4922.

Member employees choose one of seven payment options for their monthly retirement benefits. At retirement a member employee may receive a lump-sum payment of up to 50% of the actuarial present value of the member employee's lifetime benefit. His or her monthly retirement benefit is then permanently reduced based on the amount of the lump sum. Benefit increases, including ad hoc post-retirement benefit increases, must be passed into law by the Kansas Legislature. Benefit increases are under the authority of the Legislature and the Governor of the State of Kansas. The retirement benefits are disbursed from the retirement benefit payment reserve fund as established by K.S.A. 74-4922.

##### Funding policy:

K.S.A. 74-4919, as amended, establishes a three tier benefit structure. Tier 1 members include active members hired before July 1, 2009. Tier 2 members include active members hired between July 1, 2009 and December 31, 2014. Tier 3 members include those first employed in a KPERs covered position after January 1, 2015. The member-employee contribution rate is 6%. Member-employees' contributions are withheld by their employer and paid to KPERs according to the provisions of Section 414(h) of the Internal Revenue Code.

The State of Kansas is required to contribute the statutorily required employer's share. For fiscal year 2018, the State of Kansas contributed 12.01% for the period July 1, 2017 to March 31, 2018 and 13.21% for the period April 1, 2018 to June 30, 2018 of covered payroll. For fiscal year 2017, the State of Kansas contributed 10.81% for the period July 1, 2016 to March 31, 2017 and 12.01% for the period April 1, 2017 to June 30, 2017 of covered payroll.

Although KPERs administers one cost-sharing multiple-employer defined benefit pension plan, separate actuarial valuations are prepared to determine the actuarial determined contribution rate by group. To facilitate the separate actuarial valuations, KPERs maintains separate accounts to identify additions, deductions, and fiduciary net position applicable to each group. The allocation percentages presented for each group in the schedule of employer and nonemployer allocations are applied to amounts presented in the schedules of pension amounts by employer and nonemployer.

## Johnson County Community College

### Notes to Financial Statements

---

#### **Note 5. Defined Benefit Pension Plan (Continued)**

The individual employer allocation percentages for the pension amounts were based on the ratio of the employer and nonemployer contributions for the individual employer in relation to the total of all employer and nonemployer contributions of the group.

At June 30, 2017, the College's proportion of the net pension liability was 1.882%, which was a decrease of .087% from the proportion measured of 1.969% at June 30, 2016. The proportion recognized by the State of Kansas on behalf of the College was 1.860% (special funding situation). The proportion recognized by the College for KPERS retirees was 0.022%.

#### **Special Funding Situation:**

The employer contributions for the College, as defined in K.S.A. 74-4931 (2) and (3), are funded by the State of Kansas on behalf of the College. Therefore, the College is considered to be in a special funding situation as defined by GASB Statement No. 68.

The State of Kansas is treated as a non-employer contributing entity to KPERS and is required to recognize its proportionate share of the net pension liability, deferred outflows of resources, deferred inflows of resources, and expenses for the pension plan attributable to the College. At June 30, 2018 and 2017, the proportionate share of the net pension liability recognized by the State of Kansas that was attributable to the College was \$126,496,805 and \$132,370,340, respectively.

The State of Kansas contributed \$10,287,684 and \$9,290,196 directly to KPERS on behalf of the College for the years ended June 30, 2018 and 2017, respectively. The payments made by the State of Kansas on behalf of the College have been recorded as both revenues and expenses in the Statements of Revenues, Expenses and Changes in Net Position.

#### **Net Pension Liability:**

The college makes contributions directly to KPERS for KPERS retirees filling KPERS covered positions per K.S.A. 74-4937. During the years ended June 30, 2018 and June 30, 2017, the contribution made to KPERS for these employees was \$82,321 and \$100,759, respectively. The College reported a liability for its proportionate share of the net pension liability related to these employees of \$1,349,639 and \$1,027,865 at June 30, 2018 and 2017, respectively.

The June 30, 2018 net pension liability was measured as of June 30, 2017, and the total pension liability used to calculate the net pension liability was determined by an actuarial valuation as of December 31, 2016, which was rolled forward to June 30, 2017. The June 30, 2017 net pension liability was measured as of June 30, 2016, and the total pension liability used to calculate the net pension liability was determined by an actuarial valuation as of December 31, 2015, which was rolled forward to June 30, 2016.

The College proportion of the net pension liability was based on the ratio of the College's actual contribution to KPERS, relative to the total employer and nonemployer contributions of the State/School subgroup within KPERS for the fiscal years ended June 30, 2018 and 2017. The contributions used exclude contributions made for prior service, excess benefits and irregular payments. The College's proportion was 0.022% and 0.012% at June 30, 2018 and 2017, respectively.

The College recognized pension expense of \$136,837 and \$91,957 for the years ended June 30, 2018 and 2017, respectively, related to the College's net pension liability.



**Johnson County Community College**

**Notes to Financial Statements**

**Note 5. Defined Benefit Pension Plan (Continued)**

At June 30, 2018, the College reported deferred outflows of resources and deferred inflows of resources related to pensions from the following sources:

	2018		2017	
	Deferred Outflows of Resources	Deferred Inflows of Resources	Deferred Outflows of Resources	Deferred Inflows of Resources
Difference between expected and actual experience	\$ -	\$ (67,121)	\$ -	\$ (48,526)
Net difference between projected and actual earnings on pension plan investments	28,945	-	92,836	-
Change in proportion	440,751	(60,595)	242,040	(83,873)
Change in assumptions	63,726	(1,787)	-	(1,858)
Total	<u>\$ 533,422</u>	<u>\$ (129,503)</u>	<u>\$ 334,876</u>	<u>\$ (134,257)</u>

The net \$403,919 of amounts reported as deferred outflows of resources and deferred inflows of resources related to pensions will be recognized in pension expense as follows:

<u>Fiscal Year:</u>	
2019	\$ 76,073
2020	115,994
2021	110,825
2022	72,982
2023	<u>28,045</u>
Total	<u>\$ 403,919</u>

**Discount Rate:**

The discount rate used to measure the total pension liability was 7.75%. The projection of cash flows used to determine the discount rate assumed that contributions from plan members will be made at the contractually required rate. The State, School and Local employers do not necessarily contribute the full actuarially determined rate. Based on those assumptions, the pension plan's fiduciary net position was projected to be available to make all projected future benefit payments of current plan members. Therefore, the long-term expected rate of return on pension plan investments was applied to all periods of projected benefit payments to determine the total pension liability.

## Johnson County Community College

### Notes to Financial Statements

---

#### Note 5. Defined Benefit Pension Plan (Continued)

##### Actuarial Assumptions:

The total pension liability for the June 30, 2017 measurement date was determined by an actuarial valuation as of December 31, 2016 which was rolled forward to June 30, 2017. The total pension liability for the June 30, 2016 measurement date was determined by an actuarial valuation as of December 31, 2015, which was rolled forward to June 30, 2016. These actuarial valuations used the following actuarial assumptions, applied to all periods included in the measurement:

Price inflation	2.75 percent
Wage inflation	3.5 percent
Salary increases, including wage increases	3.5 to 12.00 percent, including price inflation
Investment rate of return	7.75 percent compounded annually, net of investment expense, including price inflation

Mortality rates were based on the RP 2014 Mortality Tables, with age setbacks and age set forwards as well as other adjustments based on different membership groups. Future mortality improvements are anticipated using Scale MP-2016. The actuarial cost method is entry age normal. The amortization method is level percentage of payroll, closed.

The actuarial assumptions used in the December 31, 2016 valuation were based on the results of an actuarial experience study conducted for the period January 1, 2013, through December 31, 2015 and resulted in a reduction of the price inflation from 3.00% to 2.75%, a reduction of the wage inflation from 4.00% to 3.50% and a reduction in the long-term rate of return (net of investment expenses and including price inflation) from 8.00% to 7.75%.

The long-term expected rate of return on pension plan investments was determined using a building block method in which best estimate ranges of expected future real rates of return (expected returns, net of pension plan investment expense and inflation) are developed for each major asset class. These ranges are combined to produce the long-term expected rate of return by weighting the expected future real rates of return by the target asset allocation percentage and by adding expected inflation.

Best estimates of arithmetic real rates of return for each major asset class included in the pension plan's target asset allocations as of June 30, 2017 are summarized in the following table:

<b>Asset Class</b>	<b>Target Allocation</b>	<b>Long-Term Expected Real Rate of Return</b>
Global equity	47%	6.80%
Fixed income	13%	1.25%
Yield driven	8%	6.55%
Real return	11%	1.71%
Real estate	11%	5.05%
Alternatives	8%	9.85%
Short-term investments	2%	(0.25%)
<b>Total</b>	<b>100%</b>	

## Johnson County Community College

### Notes to Financial Statements

---

#### Note 5. Defined Benefit Pension Plan (Continued)

Sensitivity to changes in the discount rate:

The following presents the College's proportionate share of the net pension liability calculated using the discount rate of 7.75%, as well as what the College's proportionate share of the net pension liability would be if it were calculated using a discount rate that is 1-percentage-point lower (6.75%) or 1-percentage-point higher (8.75%) than the current rate:

	<u>1% Decrease (6.75%)</u>	<u>Current Discount Rate (7.75%)</u>	<u>1% Increase (8.75%)</u>
College's proportionate share of the net pension liability allocated to the State of Kansas	\$ 170,447,843	\$ 126,496,805	\$ 91,898,817
College's proportionate share of the net pension liability allocated to the College	\$ 1,799,370	\$ 1,349,639	\$ 970,150
Total	<u>\$ 172,247,213</u>	<u>\$ 127,846,444</u>	<u>\$ 92,868,967</u>

KPERS issues a publicly available financial report that includes financial statements and required supplementary information. That report may be obtained by writing to KPERS (611 S. Kansas Ave., Suite 100, Topeka, Kansas 66603-3803) or by calling (888) 275-5737. The report is also available online at [www.kpers.org](http://www.kpers.org).

#### Note 6. Other Postemployment Benefit Plans

The College follows GASB Statement No. 75, *Accounting and Financial Reporting for Postemployment Benefit Plans Other Than Pensions*, for the accounting related to other postemployment benefit plans. The plan does not issue a separate standalone financial report. This Statement establishes the following measurement and recognition disclosures:

##### Medical and Prescription Drug Plan

###### Plan description:

The College sponsors a single-employer other postemployment benefit plan (OPEB) that provides medical and prescription drug benefits to qualifying retirees and their dependents. Employees who qualify for pension benefits under the Kansas Public Employee Retirement System (KPERS) and are enrolled in the College's insurance benefits during the benefit plan year prior to retirement and retired prior to June 1, 2013 are eligible for benefits. Under KPERS, a participant must be at least age 55 with at least 10 years of service or meet Rule of 85 (age + service  $\geq$  85) at any age to be eligible. No assets are accumulated in a trust that meets the criteria in paragraph 4 of Statement 75.

## Johnson County Community College

### Notes to Financial Statements

---

#### Note 6. Other Postemployment Benefit Plans (Continued)

##### Benefits provided:

All benefits are provided through fully insured arrangements. Three medical plan options (PPO, HMO and HSA) are available to qualifying retirees. Benefits are the same as those available to active employees. Coverage is available until the retiree qualifies for Medicare. Spouses may continue coverage upon retiree death or attainment of Medicare eligibility age (i.e. age 65) under COBRA for up to 36 months not to exceed the spouse's own age 65. All benefits renew annually starting June 1.

##### Funding policy:

Retirees who retired prior to June 1, 2013 and either met the Rule of 85 or were age 59 with 15 years of service upon retirement pay no premiums for medical coverage including dependent coverage for up to 10 years or until the retiree attains age 65. Otherwise, retirees and dependents must pay COBRA rates to maintain medical coverage with the College. For dental and vision benefits, retirees and dependents must pay COBRA rates to maintain coverage with the College.

Employees covered by benefit terms:

At June 30, 2018, the following employees were covered by benefit terms:

Retirees currently receiving benefit payments	51
Retirees' spouses receiving benefit payments	19
Active employees	<u>1,022</u>
	1,092

##### Total OPEB liability:

The College's total OPEB liability of \$5,286,603 was measured as of June 30, 2018, and was determined by an actuarial valuation as of that date. There are no assets accumulated in a trust that meets the criteria of paragraph 4 of GASB 75.

##### Actuarial assumptions and other inputs:

The total OPEB liability in the June 30, 2018 actuarial valuation was determined using the following actuarial assumptions and other inputs, applied to all periods included in the measurement, unless otherwise specified:

Inflation	2.75 percent
Salary increases	3.0 percent, average, including inflation
Discount rate	3.3 percent
Healthcare cost trend rates	7.0 percent for 2017-18, decreasing 0.25 percent per year to an ultimate rate of 5.0 percent for 2025-26 and later years
Retirees' share of benefit-related costs	38 percent of projected health insurance premiums for retirees
Actuarial cost method	Entry age normal

The discount rate was based on the S&P Municipal Bond 20- year High Grade and the Fidelity GO AA-20 Years indexes.

Mortality rates were based on the Society of Actuaries RPH-2014 Adjusted to 2006 Total Dataset Headcount-weighted Mortality table with MP-2017 Full Generational Improvement.

**Johnson County Community College**

**Notes to Financial Statements**

**Note 6. Other Postemployment Benefit Plan (Continued)**

**Changes in the Total OPEB Liability/(Asset):**

	<b>Total OPEB Liability/(Asset)</b>
<b>Balances at 6/30/2016</b>	<u>\$ (773,535)</u>
<b>Changes for the year:</b>	
Service cost	267,300
Interest	(27,074)
Changes of benefit terms	-
Differences between expected and actual experience	-
Changes in assumptions or other inputs	310,058
Benefit payments	<u>(759,000)</u>
<b>Net changes</b>	<u>(208,716)</u>
<b>Balances at 6/30/2017</b>	<u>(982,251)</u>
<b>Prior period adjustment</b>	<u>6,258,752</u>
<b>Balances at 6/30/2017, restated</b>	<u>5,276,501</u>
<b>Changes for the year:</b>	
Service cost	199,797
Interest	175,654
Changes of benefit terms	-
Differences between expected and actual experience	-
Changes in assumptions or other inputs	254,651
Benefit payments	<u>(620,000)</u>
<b>Net changes</b>	<u>10,102</u>
<b>Balances at 6/30/2018</b>	<u><u>\$ 5,286,603</u></u>

Changes of assumptions and other inputs reflect a change in the discount rate from 3.5 percent in fiscal year 2017 to 3.3 percent in 2018.

**Sensitivity of the total OPEB liability to changes in the discount rate**

The following presents the total OPEB liability of the College, calculated using the discount rate of 3.3%, as well as what the College's total OPEB liability would be if it were calculated using a discount rate that is 1-percentage point lower (2.3%) or 1-percentage-point higher (4.3%) than the current discount rate:

	<b>1% Decrease (2.3%)</b>	<b>Current Discount Rate (3.3%)</b>	<b>1% Increase (4.3%)</b>
Total OPEB Liability	\$ 5,641,841	\$ 5,286,603	\$ 4,954,877

**Johnson County Community College**

**Notes to Financial Statements**

**Note 6. Other Postemployment Benefit Plan (Continued)**

**Sensitivity of the total OPEB liability to changes in the healthcare cost trend rates**

The following presents the total OPEB liability of the College, as well as what the College's total OPEB liability would be if it were calculated using healthcare cost trend rates that are 1-percentage-point lower (6% decreasing to 4%) or 1-percentage point higher (8% decreasing to 6%) than the current healthcare cost trend rates:

	<b>1% Decrease (6% decreasing to 4%)</b>	<b>Healthcare Cost Trend Rates (7% decreasing to 5%)</b>	<b>1% Increase (8% decreasing to 6%)</b>
Total OPEB Liability	\$ 4,804,851	\$ 5,286,603	\$ 5,847,661

**OPEB Expense and Deferred Outflows of Resources and Deferred Inflows of Resources Related to OPEB**

For the year ended June 30, 2018, the College recognized OPEB expense of \$402,427. At June 30, 2018, the College reported deferred outflows of resources and deferred inflows of resources related to OPEB from the following sources:

	Deferred Outflows of Resources	Deferred Inflows of Resources
Differences between expected and actual experience	\$ -	\$ -
Changes of assumptions or other inputs	227,675	-
Total	<u>\$ 227,675</u>	<u>\$ -</u>

Amounts reported as deferred outflows of resources and deferred inflows of resources related to OPEB will be recognized in benefits expense as follows:

Fiscal Year:	
2019	\$ 26,976
2020	26,976
2021	26,976
2022	26,976
2023	26,976
Thereafter	92,795
Total	<u>\$ 227,675</u>

**Prior period adjustment**

The implementation of GASB 75 resulted in a \$6,258,752 increase to net OPEB liability and corresponding decrease to net position as of June 30, 2017.

## Johnson County Community College

### Notes to Financial Statements

---

#### Note 6. Other Postemployment Benefit Plan (Continued)

##### KPERS long-term disability and life insurance benefit plans

###### Plan description:

The College participates in a multiple-employer defined benefit OPEB plan which is administered by KPERS. This plan provides long-term disability benefits and a life insurance benefit for disabled members of KPERS, as provided by K.S.A. 74-04927. This plan is administered through a trust held by KPERS that is funded to pay annual benefit payments. However, because the trust's assets are used to pay employee benefits other than OPEB, the trust does not meet the criteria in paragraph 4 of GASB Statement No. 75, *Accounting and Financial Reporting for Postemployment Benefits Other Than Pensions*. Accordingly, this plan is considered to be administered on a pay-as-you-go basis.

###### Contributions:

Employer contributions are established and may be amended by state statute. Members are not required to contribute. Employer contributions paid for benefits as they came due during the fiscal year ended June 30, 2018 totaled \$0.

###### Special Funding Situation:

The employer contributions for the College, as defined by K.S.A. 74-4931 (2) and (3), are made by the State of Kansas on behalf of the College. Therefore, the College is considered to be in a special funding situation. Accordingly, the State of Kansas is required to recognize the total OPEB liability, deferred outflows of resources, deferred inflows of resources and expense for the OPEB plan attributable to the College. The College records revenue and OPEB expense in an amount equal to the expense recognized by the State on behalf of the College.

###### Benefits:

Benefits are established by statute and may be amended by the KPERS Board of Trustees. The KPERS Plan provides long-term disability benefits equal to 60 percent of annual compensation, offset by other benefits. Members receiving long-term disability benefits also receive credit towards their KPERS retirement benefits and have their group life insurance coverage continued under the waiver of premium provision.

The monthly long-term disability benefit is 60 percent of the member's monthly compensation, with a minimum of \$100 and a maximum of \$5,000. The monthly benefit is subject to reduction by deductible sources of income, which include Social Security primary disability or retirement benefits, workers compensation benefits, other disability benefits from any other sources by reason of employment, and earnings from any form of employment. If the disability begins before age 60, benefits are payable while the disability continues until the member's 65<sup>th</sup> birthday or retirement date, whichever occurs first. If the disability begins after age 60, benefits are payable while the disability continues, for a period of five years or until the member retires, whichever occurs first. Benefit payments for disabilities caused or contributed to by substance abuse or non-biologically based mental illnesses are limited to the shorter of the term of the disability or 24 months per lifetime.

The death benefit paid to beneficiaries of disabled members is 150% of the greater of 1) the member's annual rate of compensation at the time of disability, or 2) the member's previous 12 months of compensation at the time of the last date on payroll. If the member has been disabled for five or more years, the annual compensation or salary rate at the time of death will be indexed using the consumer price index, less one percentage point, to compute the death benefit. If a member is diagnosed as terminally ill with a life

## Johnson County Community College

### Notes to Financial Statements

---

#### Note 6. Other Postemployment Benefit Plan (Continued)

expectancy of 12 months or less, the member may be eligible to receive up to 100% of the death benefit rather than having the benefit paid to the beneficiary. If a member retires or disability benefits end, the member may convert the group life insurance coverage to an individual insurance policy.

#### Covered Employees

The College has the following employees covered by the Plan as of June 30, 2018:

Inactive employees or beneficiaries currently receiving benefit payments	21
Active Employees	<u>1,204</u>
Total	1,225

#### Total OPEB Liability

At June 30, 2018, the total OPEB liability recognized by the State of Kansas that was attributable to the College was \$3,747,617.

#### Actuarial Assumptions

The total OPEB liability was determined by an actuarial valuation as of December 31, 2016, which was rolled forward to June 30, 2017 (the measurement date), using the following actuarial assumptions:

Price inflation	2.75 percent
Payroll Growth	3.00 percent
Wage Inflation	3.5 percent, average, including inflation
Discount rate (based on the 20 year Tax-Exempt Municipal Bond Yield)	3.58 percent

Mortality rates used for the death benefits were based on historical experience of the KPERS Death and Disability Plan for all participants.

The actuarial assumptions used in the December 31, 2016 valuation were based on the results of an actuarial experience study conducted during 2013-2015.

#### Revenue and OPEB Expense Recorded by the College

For the year ended June 30, 2018, the College recognized revenue and OPEB expense in an equal amount of \$337,806.

#### Note 7. Risk Management

The College is exposed to various risks of loss related to torts; theft of, damage to and destruction of assets; business interruption; errors and omissions; employee injuries and illnesses; natural disasters; and employee health and accidental benefits. Commercial insurance coverage is purchased for claims arising from such matters. Settled claims have not exceeded this commercial coverage in the years ended June 30, 2018 and 2017.



## Johnson County Community College

### Notes to Financial Statements

---

#### **Note 8. Contingencies**

The College is named as a defendant in various legal actions arising in the normal course of operations. The College's management believes the resolution of those actions will not have a material effect on the College's basic financial statements.

#### **Note 9. New Pronouncements**

The Governmental Accounting Standards Board (GASB) has issued Statements not yet implemented by the College. The Statements which might impact the College are as follows:

In November 2016, the GASB issued Statement No. 83 *Certain Asset Retirement Obligations*, which will require governments to recognize and measure certain asset retirement obligations, including obligations that may not have been previously reported. This statement will be effective for the College's fiscal year ending June 30, 2019. The College has not yet determined the effect that the adoption of this Statement will have on its financial statements.

In June 2017, the GASB issued Statement No. 87 *Leases*, which will require reporting of certain lease liabilities that currently are classified as operating leases. This statement will be effective for the College's fiscal year ending June 30, 2021. The College has not yet determined the effect that the adoption of this Statement will have on its financial statements.

In April 2018, the GASB issued Statement No. 88 *Certain Disclosures Related to Debt, including Direct Borrowings and Direct Placements*. This statement requires that additional essential information related to debt be disclosed in notes to financial statements, including unused lines of credit; assets pledged as collateral for the debt; and terms specified in debt agreements related to significant events of default with finance-related consequences, significant termination events with finance-related consequences, and significant subjective acceleration clauses. This statement will be effective for the College's fiscal year ending June 30, 2019. The College has not yet determined the effect that the adoption of this Statement will have on its financial statements.

#### **Note 10. Johnson County Community College Foundation – Accounting Policies and Other Disclosures**

##### **Basis of presentation:**

The financial statements of the Foundation have been prepared on the accrual basis of accounting in accordance with the provisions of the FASB ASC. The FASB ASC requires the Foundation to distinguish between contributions that increase permanently restricted net assets, temporarily restricted net assets and unrestricted net assets. It also requires recognition of contributions, including contributed services meeting certain criteria, at fair values. The FASB ASC establishes standards for external financial statements of not-for-profit organizations and requires a statement of financial position, a statement of activities, and a statement of cash flows.

##### **Tax status:**

The Foundation is recognized as exempt from federal income taxes under Section 501(c)(3) of the Internal Revenue Code. The Foundation may be subject to federal and state income taxes on any net income from unrelated business activities. The Foundation files a Form 990 (Return of Organization Exempt from Income Tax) annually and unrelated business income (UBI) is reported on Form 990-T, as appropriate. Management has evaluated their material tax positions, which include such matters as the tax exempt status of the Foundation and various positions relative to potential sources of UBI. As of June 30,

## Johnson County Community College

### Notes to Financial Statements

---

#### Note 10. Johnson County Community College Foundation – Accounting Policies and Other Disclosures (Continued)

2018 and 2017, there were no income tax effects with respect to the financial statements. Forms 990 and 990-T filed by the Foundation are no longer subject to examination by the Internal Revenue Service for fiscal years ended June 30, 2014 and prior.

#### Promises to give:

Unconditional promises to give are recognized as revenue at the present value of expected future payments when unconditional promises to give are received. As of June 30, 2018 and 2017, management believed that no allowance for doubtful collection was necessary based on the evaluation of the receivables and the related donors. Promises to give are scheduled to be received as follows:

	2018	2017
Due in less than one year	\$ 5,403,759	\$ 402,919
Due after one year to five years	5,257,508	644,450
<b>Total Promises to Give</b>	<b>10,661,267</b>	<b>1,047,369</b>
Less discount of present value (interest rates from 0.88% to 2.97%)	104,075	12,530
<b>Promises to Give, net</b>	<b>\$ 10,557,192</b>	<b>\$ 1,034,839</b>

Promises to give of \$517,508 and \$779,450 as of June 30, 2018 and 2017 respectively, were due from certain members of the Foundation's Board of Directors or affiliated organizations of these Directors. Approximately 94% and 72% of gross promises to give are due from one donor as of June 30, 2018 and 2017, respectively.

Conditional promises to give, where the donor has placed a condition on the gift that the ultimate transfer of assets or promises to give is contingent on a future and uncertain event, are not recorded as contributions until the condition is met. There are no conditional promises to give as of June 30, 2018 and 2017, respectively.

#### Investments:

The Foundation's investment portfolio as of June 30, 2018 and 2017 consisted of the following:

	2018	2017
U.S. government obligations	\$ 1,230,716	\$ 1,375,136
Equity funds	12,285,175	11,363,806
Corporate bonds	3,841,737	3,642,486
Common stock	9,578,273	8,727,479
Certificates of deposit	147,825	148,676
Exchange traded funds	103,606	-
	<b>\$ 27,187,332</b>	<b>\$ 25,257,583</b>

The investments of the Foundation are exposed to various risks, such as interest rate, market and credit risk. Due to the level of risk associated with such investments and the level of uncertainty related to changes in the

## Johnson County Community College

### Notes to Financial Statements

---

#### Note 10. Johnson County Community College Foundation – Accounting Policies and Other Disclosures (Continued)

value of such investments, it is at least reasonably possible that changes in risks in the near term would affect investment balances and the amounts reported in the financial statements.

#### Contributed services and related party transactions:

The College provides the Foundation with office space, furniture and equipment without charge. Certain College employees perform duties for the Foundation without compensation from the Foundation. Management of the Foundation has estimated the fair market value of these services, which are recorded as management and general and fundraising expenses and contributed services revenue, to be approximately \$643,314 and \$642,900 for 2018 and 2017, respectively. No amounts have been reflected in the financial statements for donated services, which do not create or enhance nonfinancial assets or which do not require specialized skills; however, time and resources have been contributed by volunteers in furtherance of the Foundation's objectives.

At June 30, 2018 and 2017, the Foundation owed a related party \$15,714 and \$58,756, respectively, which was included in accounts payable.

#### Net assets:

Temporarily restricted net assets as of June 30, 2018 and 2017 were restricted as follows:

	2018	2017
Scholarships to students	\$ 5,864,783	\$ 5,617,661
Support of College programs, including visual and performing arts programs and capital projects	4,157,068	4,168,617
Support of capital projects	10,793,348	-
	<u>\$ 20,815,199</u>	<u>\$ 9,786,278</u>

Permanently restricted net assets are restricted for investment in perpetuity, the income from which is generally expendable for student scholarships and programs support. Permanently restricted net assets also include significant portions of the campus art, which can only be sold under specific restrictions, including that the proceeds be reinvested in new campus art. The total of campus art included in permanently restricted assets was \$973,851 for both the years ended June 30, 2018 and 2017 and is included below in visual and performing art programs.

Permanently restricted net assets as of June 30, 2018 and 2017 were restricted as follows:

	2018	2017
Scholarships to students	\$ 9,137,557	\$ 8,782,825
Support of College programs, including visual and performing arts programs	9,820,648	9,803,423
	<u>\$ 18,958,205</u>	<u>\$ 18,586,248</u>

## Johnson County Community College

### Notes to Financial Statements

---

#### Note 10. Johnson County Community College Foundation – Accounting Policies and Other Disclosures (Continued)

##### Assets released from restriction:

Temporarily restricted net assets were released from donor restrictions by incurring expenses satisfying the restricted purposes or by occurrence of other events specified by donors for the years ended June 30, 2018 and 2017 as follows:

	2018	2017
Scholarships to students	\$ 1,147,518	\$ 1,093,478
Support of College programs, including visual and performing arts programs and capital projects	1,343,588	1,853,910
	<u>\$ 2,491,106</u>	<u>\$ 2,947,388</u>

##### Fair value measurements:

The Fair Value Measurements and Disclosures Topic of the FASB Accounting Standards Codification defines fair value, establishes a framework for measuring fair value, and requires disclosure of fair value measurements. The fair value hierarchy set forth in the Topic is as follows:

- Level 1: Quoted prices (unadjusted) for identical assets or liabilities in active markets that the entity has the ability to access as of the measurement date.
- Level 2: Significant other observable inputs other than Level 1 prices such as quoted prices for similar assets or liabilities; quoted prices in markets that are not active; or other inputs that are observable or can be corroborated by observable market data.
- Level 3: Significant unobservable inputs that reflect a reporting entity's own assumptions about the assumptions that market participants would use in pricing an asset or liability.

A description of the valuation methodologies used for assets measured at fair value, on a recurring basis, as well as the general classification of such instruments pursuant to the valuation hierarchy, is set forth below:

Investments: Where quoted prices are available in an active market, securities are classified within Level 1 of the valuation hierarchy. Level 1 securities would include equity funds and exchange traded equities. If quoted market prices are not available, then fair values are estimated by using pricing models, quoted prices of securities with similar characteristics, or discounted cash flow. Level 2 securities include U.S. government obligations of states and political subdivisions and certain corporate, asset backed and other securities. In certain cases where there is limited activity or less transparency around inputs to the valuation, securities are classified within Level 3 of the hierarchy.

There have been no changes in valuation techniques used for any assets measured at fair value during the years ended June 30, 2018 and 2017.

## Johnson County Community College

### Notes to Financial Statements

#### Note 10. Johnson County Community College Foundation – Accounting Policies and Other Disclosures (Continued)

The following tables summarize, by level, the assets measured at fair value on a recurring basis, as of June 30, 2018 and 2017, segregated by the general classification of such instruments pursuant to the valuation hierarchy:

	June 30, 2018			
	Level 1	Level 2	Level 3	Total
Investments				
U.S. government obligations	\$ -	\$ 1,230,716	\$ -	\$ 1,230,716
Equity funds:				
Fixed income mutual funds	2,555,472	-	-	2,555,472
International mutual funds	3,506,489	-	-	3,506,489
Domestic mutual funds	3,980,367	-	-	3,980,367
Alternative mutual funds	2,242,847	-	-	2,242,847
Corporate bonds	-	3,841,737	-	3,841,737
Common stock				
Energy	672,974	-	-	672,974
Materials	269,470	-	-	269,470
Industrials	985,589	-	-	985,589
Consumer discretionary	1,216,338	-	-	1,216,338
Consumer staples	831,356	-	-	831,356
Health care	1,062,701	-	-	1,062,701
Financials	1,174,026	-	-	1,174,026
Information technology	1,915,966	-	-	1,915,966
Real estate	142,769	-	-	142,769
Telecommunication services	151,044	-	-	151,044
Utilities	298,917	-	-	298,917
Preferred stock	857,123	-	-	857,123
Exchange traded funds	103,606	-	-	103,606
	<u>\$ 21,967,054</u>	<u>\$ 5,072,453</u>	<u>\$ -</u>	<u>\$ 27,039,507</u>
Investments not subject to the fair value hierarchy:				
Certificates of deposit				147,825
<b>Total</b>	<u>\$ 21,967,054</u>	<u>\$ 5,072,453</u>	<u>\$ -</u>	<u>\$ 27,187,332</u>

**Johnson County Community College**

**Notes to Financial Statements**

**Note 10. Johnson County Community College Foundation – Accounting Policies and Other Disclosures (Continued)**

	June 30, 2017			Total
	Level 1	Level 2	Level 3	
Investments				
U.S. government obligations	\$ -	\$ 1,375,136	\$ -	\$ 1,375,136
Equity funds:				
Fixed income mutual funds	3,056,585	-	-	3,056,585
International mutual funds	3,299,036	-	-	3,299,036
Domestic mutual funds	5,008,185	-	-	5,008,185
Corporate bonds	-	3,642,486	-	3,642,486
Common stock				
Energy	491,042	-	-	491,042
Materials	334,231	-	-	334,231
Industrials	1,044,553	-	-	1,044,553
Consumer discretionary	998,888	-	-	998,888
Consumer staples	666,915	-	-	666,915
Health care	1,048,836	-	-	1,048,836
Financials	1,200,662	-	-	1,200,662
Information technology	1,578,956	-	-	1,578,956
Real estate	141,011	-	-	141,011
Telecommunication services	220,154	-	-	220,154
Utilities	138,448	-	-	138,448
Other	863,783	-	-	863,783
	<u>\$ 20,091,285</u>	<u>\$ 5,017,622</u>	<u>\$ -</u>	<u>\$ 25,108,907</u>
Investments not subject to the fair value hierarchy:				
Certificates of deposit				148,676
<b>Total</b>	<u>\$ 20,091,285</u>	<u>\$ 5,017,622</u>	<u>\$ -</u>	<u>\$ 25,257,583</u>

There were no transfers between Level 1, 2 or 3 for the fair value hierarchy for the fiscal years ended June 30, 2018 and 2017.

## Johnson County Community College

### Notes to Financial Statements

---

#### Note 11. Segment Information

The College has issued revenue bonds to construct a student center and parking garages for its students as described in Note 4 which are revenue backed debt instruments. Segment information related to the activities associated with the College's activities is as follows:

	2018	2017
<b>Total Capital Assets, Net</b>	\$ 17,890,279	\$ 18,617,033
<b>Total Debt</b>	\$ 15,494,077	\$ 16,753,684
Operating revenues, sales and service	\$ 13,585,352	\$ 14,135,957
Less operating expenses, salaries, utilities, depreciation and other expenses	11,022,924	11,522,268
<b>Operating Income</b>	\$ 2,562,428	\$ 2,613,689

#### Note 12. Tax Abatement Disclosures

In August 2015, the GASB issued GASB Statement No.77, *Tax Abatement Disclosures*. This Statement is intended to improve financial reporting relating to disclosures of tax abatement transactions. The required disclosure of tax abatement information about (1) a reporting government's own tax abatement agreements and (2) those that are entered into by other governments that reduce the reporting government's tax revenues. The Statement is effective for the College's fiscal year ending June 30, 2017.

Property tax abatements are authorized under Kansas statutes KSA 12-1740 et. Seq. and KSA 79-201a and subject to County policy. Abatements may not exceed a term of ten years by statute. The developer must demonstrate a positive cost/benefit to the various taxing jurisdictions under Kansas law. Other criteria for eligibility include: (1) significant addition to the local economy in terms of private capital investment (a minimum investment of \$2,000,000) and increased direct and indirect employment opportunities, (2) the nature of the business either exports a substantial portion of its products/services from Johnson County or are for local consumption but would add new jobs and replace purchases now being made by Johnson County or are for local consumption but would add new jobs and replace purchases now being made by Johnson County residents in areas outside of Johnson County, (3) preferences shall be extended to existing industries to facilitate expansion or retention, (4) no abatements granted for a relocation within Johnson County except under special circumstances detailed in the policy, (5) property owned by Johnson County and used exclusively for aviation purposes is eligible for 100% exemption from all ad valorem taxation, (6) except for projects mentioned in #5, no property tax abatement shall be in excess of 50% of the amount that would have been paid, and (7) projects must be in compliance with NCAC Comprehensive Compatibility Plan and Johnson County's Airport Vicinity Overlay Districts and Zones Regulations.

Any tax abatement granted shall be accompanied by a performance agreement between the applicant and the Board of County Commissioners (BOCC) subject to annual review by the BOCC to determine that the conditions qualifying the business for the incentives continue to exist and that assurances made by the applicant to induce the BOCC to grant the incentives are fulfilled.

Johnson County cities have used tax abatements for many years to spur industrial and office development. Kansas statutes provide a process for cities to abate property tax on qualifying property.

## Johnson County Community College

### Notes to Financial Statements

---

#### Note 12. Tax Abatement Disclosures (Continued)

GASB 77 also requires disclosure information about tax abatements entered into by other governments affecting revenues of the College.

The following cities within Johnson County, Kansas have entered into tax abatement agreements that reduce property tax revenues for the College: De Soto, Bonner Springs, Lenexa, Olathe, Overland Park and Shawnee. The gross dollar amount by which the College's property tax revenues were reduced as a result of these tax abatement agreements entered into was approximately \$2,830,000 and \$2,614,000 during the years ending June 30, 2018 and June 30, 2017, respectively. There are no tax abatement agreements entered into by the College.



**Johnson County Community College**

**Required Supplementary Information  
Schedules of College's Proportionate Share  
Year Ended June 30, 2018**

**KPERS Defined Benefit Pension Plan  
Schedule of College's Proportionate Share of the Net Pension Liability**

	Plan Year Ended		
	2017	2016	2015*
Total proportion of the state/school group net pension liability allocated to the College	1.88268%	1.96949%	1.92353%
Less: proportion of the state/school group net pension liability allocated to the State of Kansas (special funding)	1.86020%	1.95760%	1.91227%
College's proportion of the state/school group net pension liability	<u>0.02248%</u>	<u>0.01189%</u>	<u>0.01126%</u>
Total proportionate share of the state/school group net pension liability allocated to the College	\$127,846,444	\$133,398,205	\$133,194,199
Less: proportionate share of the state/school group net pension liability allocated to the State of Kansas (special funding)	\$126,496,805	\$132,370,340	\$132,414,195
College's proportionate share of the state/school group net pension liability	<u>\$ 1,349,639</u>	<u>\$ 1,027,865</u>	<u>\$ 780,004</u>
College's state/school group covered payroll	\$ 710,293	\$ 323,900	\$ 242,814
College's state/school group proportionate share of net pension liability as a percentage of its covered payroll	190.01%	317.34%	321.24%
Plan fiduciary net position as a percentage of the total pension liability	67.12%	65.10%	64.95%

\* GASB 68 requires presentation of ten years. The College's proportionate share of the net pension liability allocated to employer prior to the plan year ended 2015 is not available.

Changes of assumptions for 2017: Price inflation dropped from 3.00% to 2.75%, a reduction of the wage inflation from 4.00% to 3.50% and a reduction in the long-term rate of return (net of investment expenses including price inflation) from 8.00% to 7.75%.

**Johnson County Community College**

**Required Supplementary Information  
Schedules of College's Contributions to Defined Benefit Pension Plan  
Year Ended June 30, 2018**

---

**KPERS Defined Benefit Pension Plan  
Schedule of College's Contributions**

	Plan Year Ended		
	2017	2016	2015*
Required state/school group contribution	\$ 100,759	\$ 72,003	\$ 49,477
Contributions made in relation to the required contribution	100,759	72,003	49,477
Contribution deficiency	-	-	-
College's state/school group covered payroll	\$ 710,293	\$ 323,900	\$ 242,814
Contributions as a percentage of state/school group covered payroll	14.19%	22.23%	20.38%

\* GASB 68 requires presentation of ten years. The College's proportionate share of the net pension liability allocated to employer prior to the plan year ended 2015 is not available.

**Johnson County Community College**

**Required Supplementary Information  
Other Postemployment Benefit Plan – Medical and Prescription Drug Plan  
Schedule of College’s Net OPEB Liability  
Year Ended June 30, 2018**

---

Total OPEB Liability for fiscal year:	<u>2018*</u>
Service cost	\$ 199,797
Interest	175,654
Changes of benefit terms	-
Differences between expected and actual experience	-
Changes in assumptions or other inputs	254,651
Benefit payments	<u>(620,000)</u>
<b>Net change in total OPEB liability</b>	<u>10,102</u>
<b>Total OPEB liability-beginning</b>	<u>5,276,501</u>
<b>Total OPEB liability-ending</b>	<u>\$ 5,286,603</u>
<b>Covered-employee payroll</b>	\$ 60,651,205
<b>Total OPEB liability as a percentage of covered-employee payroll</b>	8.7%

\* GASB 75 requires presentation of ten years. The College’s OPEB liability detail prior to the plan year ended 2018 is not available.

**Notes to Schedule:**

**Changes of assumptions**

Changes of assumptions and other inputs reflect the effects of changes in the discount rate each period. The discount rate was 3.3% for 2018.

**Johnson County Community College**

**Required Supplementary Information**

**Other Postemployment Benefit Plan – KPERS long-term disability and life insurance benefit plans**

**Schedule of College’s Net OPEB Liability**

**Year Ended June 30, 2018**

Total OPEB Liability for fiscal year:	<u>2018*</u>
Service cost	\$ 234,775
Interest	114,376
Changes of benefit terms	-
Differences between expected and actual experience	-
Changes in assumptions or other inputs	(109,824)
Benefit payments	<u>(536,459)</u>
<b>Net change in total OPEB liability</b>	<u>(297,132)</u>
<b>Total OPEB liability-beginning</b>	<u>4,044,749</u>
<b>Total OPEB liability-ending</b>	<u>3,747,617</u>
Nonemployer contributing entity total proportionate share of the total OPEB liability:	100%
Nonemployer contributing entity total proportionate share (amount) of the total OPEB liability:	\$ 3,747,617
College's proportionate share of the total OPEB liability:	0%
College's proportionate share (amount) of the total OPEB liability:	\$ -

\* GASB 75 requires presentation of ten years. The College’s OPEB liability detail prior to the fiscal year ended 2018 is not available.

**Notes to Schedule:**

**Changes of assumptions**

There are no assets accumulated in a trust that meets the criteria in paragraph 4 of GASB 75 to pay related benefits.

As this is the first year of implementation of GASB 75, there have been no factors that significantly affect the trends in the amounts reported.

**Johnson County Community College**

**Budgetary Expenditures with Appropriations (Unaudited)  
Year Ended June 30, 2018**

	Budgetary Expenditures	Legal Appropriations Budget	(Over) Under Budget
<b>Current Unrestricted Funds:</b>			
General	\$ 96,911,480	\$ 140,297,829	\$ 43,386,349
Postsecondary technical education (PTE)	51,413,169	39,809,203	(11,603,966)
Subtotal General and PTE	<u>148,324,649</u>	<u>180,107,032</u>	<u>31,782,383</u>
Adult supplementary education	5,026,191	8,238,834	3,212,643
Truck driver training	214,607	897,758	683,151
Motorcycle driver	71,248	110,281	39,033
Auxiliary enterprises	12,447,534	15,466,462	3,018,928
<b>Total Current Unrestricted Funds</b>	<u>166,084,229</u>	<u>\$ 204,820,367</u>	<u>\$ 38,736,138</u>
<b>Current Restricted Funds:</b>			
Special assessments	206,603	<u>\$ 665,000</u>	<u>\$ 458,397</u>
Other restricted	<u>16,113,331</u>		
<b>Total Current Restricted Funds</b>	<u>16,319,934</u>		
<b>Total Current Funds</b>	<u>182,404,163</u>		
<b>Loan Funds</b>	<u>59,801</u>		
<b>Plant Funds:</b>			
Unexpended, capital outlay	1,926,341	<u>\$ 9,014,348</u>	<u>\$ 7,088,007</u>
Repair and replacement reserve	41,328		
Bond proceeds, construction	(11,796,061)		
Debt retirement, revenue bonds	3,677,528		
<b>Total Plant Funds</b>	<u>(6,150,864)</u>		
<b>Total Current, Loan, and Plant Funds</b>	<u>\$ 176,313,100</u>		