

JCCC EMERGENCY RESPONSE PLAN


Report all campus emergencies to the JCCC Police Department.

From a campus phone, dial 4111, or call 913-469-2500 (direct line), and state your emergency.

In the parking lots and garages, use the emergency phones.

Evacuation Information

- Evacuate the building using the nearest exit or alternate if nearest exit is blocked.
- Do not use elevators!
- Take all personal belongings (keys, purses, wallets, etc.) if time allows.
- Secure any hazardous materials or equipment before leaving.
- Follow directions given by Building Emergency Team members.
- Report immediately to the Building Emergency Assembly Area outside the building.
- If you need assistance, establish procedures **in advance** with Access Services for students with disabilities, your instructor or classmates.



Fire-Emergency

- Activate the nearest fire pull alarm and immediately notify JCCC Campus Police at ext. 4111 or call 911.
- Whenever the fire alarms and/or sprinkler systems are activated, promptly and calmly evacuate using the nearest exit and report to the designated emergency assembly area.
- Do not use elevators.
- Take necessary personal items (coats, purses, keys, etc.) with you, as you may not be allowed to return to the building.
- Be aware of others in your area (or those you are responsible for) and inform them to evacuate as well.
- Follow directions given by emergency building personnel.
- Remain in the emergency assembly area until released by JCCC Campus Police or the Overland Park Fire Department.

Campus Violence

- No matter where you are, be familiar with your surroundings and know your escape routes. Do not be an easy target. When faced with a violent intruder, increase your chances of survival by remembering your **ALICE** options. Never give up!
- Alert, listen for/or receive specific, real-time information and notify Campus Police at ext. 4111 or call 911.
- Lockdown or shelter in place by locking down and barricading entry points. Get low to the floor, spread out and turn off lights.
- Inform, listen for or give real-time updates by any communication means possible.
- Counter the attacker as a last resort by movement, noise, distraction and SWARM.
- Evacuate, get out and put distance between you and the intruder. Do not go to your car, evacuate on foot. Seek assistance at a rally point, stay alert to College information.

Weather Warnings

- Stay alert to severe weather conditions.
- Stay away from windows and exterior doors.
- In the event of a tornado warning, external warning sirens will be activated followed by a public address system announcement alerting of the need to take immediate shelter.
- Promptly move to a designated storm security area.
- Remain in the storm security area until a warning expiration message is issued via the public address system.
- If the facility is damaged, evacuate the area after the storm passes (following direction of emergency building personnel) and stay clear of the damaged area. Be aware of fallen debris, downed power lines and gas leaks.
- Report any injuries by calling ext. 4111 or call 911.

Medical Emergency

- Whenever an individual is injured or becomes ill, you need to respond promptly and properly to ensure the individual receives the appropriate medical attention.
- If the injury/illness is serious or life threatening, immediately contact JCCC Campus Police at ext. 4111 or if you are at an off-campus location dial 911.
- Do not move the person unless it is necessary for safety reasons.
- Protect the person from unnecessary manipulation and disturbance.
- Begin CPR and other first aid measures as appropriate.
- Stay with the person until advanced medical assistance arrives.


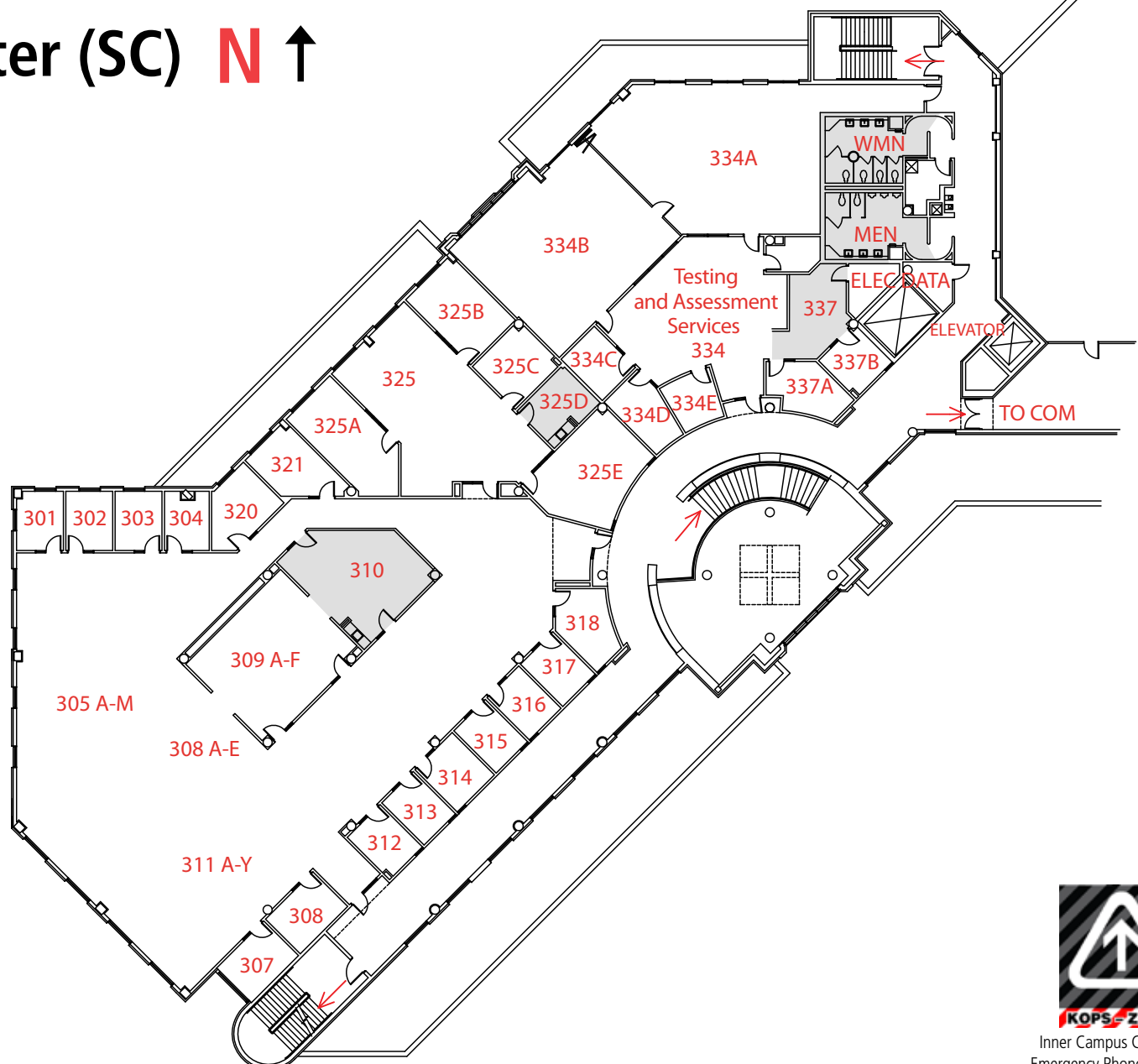
Student Center (SC) N ↑ third floor

= Storm Security Areas

= Building Evacuation Routes

= AED (located on first and second floor)

= Emergency Assembly Area



Inner Campus Courtyard by
Emergency Phone, Base of Hill